
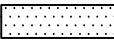
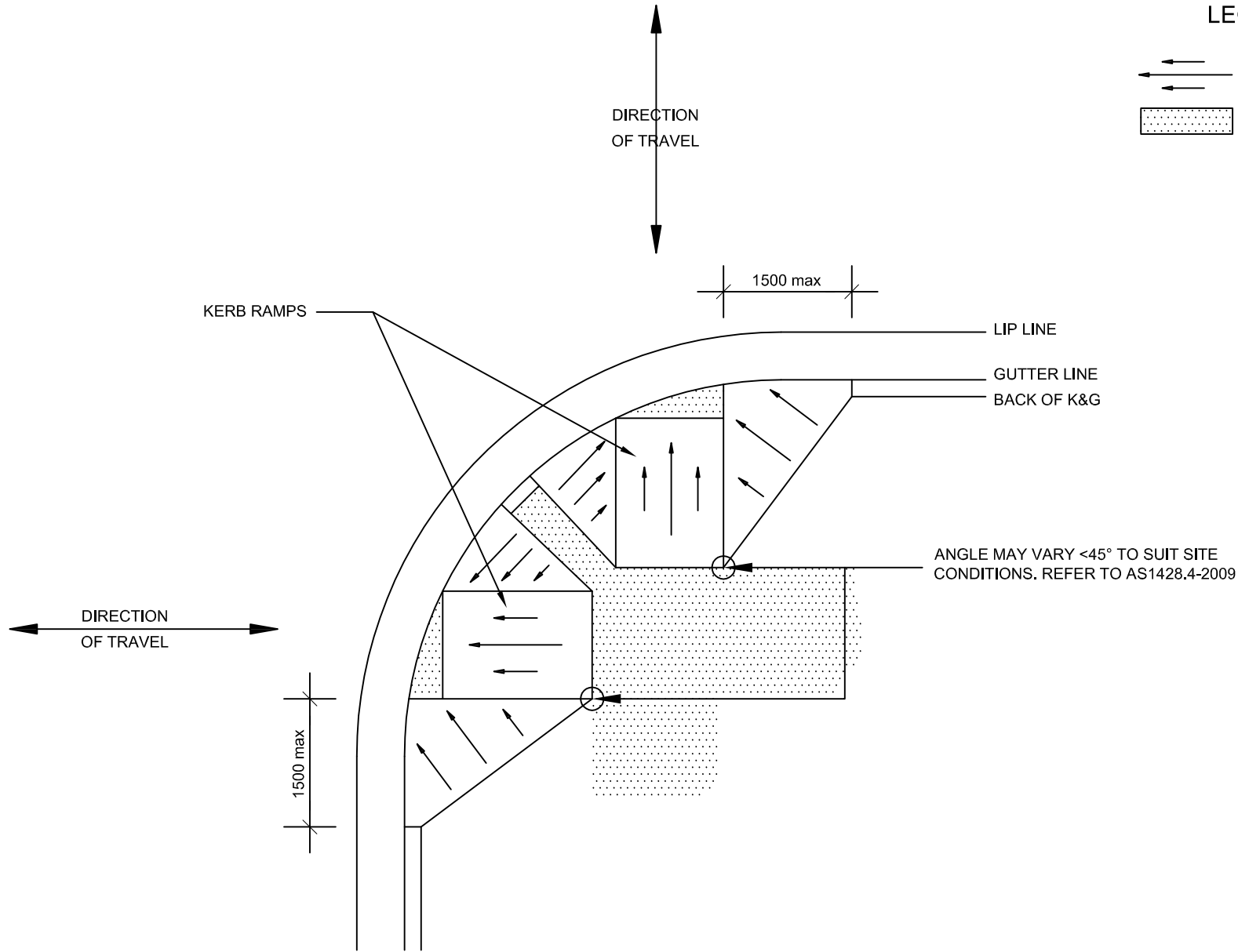


LEGEND

-  DIRECTION OF SLOPED SECTIONS
-  FLAT SECTIONS



TYPICAL LOCATION OF KERB RAMPS

VERSION	DATE	COMMENTS	PAPER SIZE
02	17/06/15	AMENDMENT	A4
01	18/10/11	ORIGINAL ISSUE	A4

WORK TO FIGURED DIMENSIONS - DO NOT SCALE. DO NOT RELY ON THESE STANDARD DRAWINGS AS THE EQUIVALENT OF, OR SUBSTITUTE FOR, PROJECT-SPECIFIC DESIGN & ASSESSMENT BY A QUALIFIED PROFESSIONAL.



126-138 MAIN ROAD
SPEERS POINT
PHONE (02)4921 0333
www.lakemac.com.au

DRAWING TITLE
**KERB RAMPS
LAYOUT**

SHEET: 1 OF 3

DRAWING No. EGSD-102

VERSION: 02