

# LAKE MACQUARIE CITY COUNCIL

## ENGAGEMENT REPORT

### SUPPORTING VOLUME TO THE LAKE MACQUARIE SPORTS STRATEGY



APRIL 2021

LAKE  
MACQUARIE  
CITY

Prepared by Otium Planning Group Pty Ltd  
[www.otiumplanning.com.au](http://www.otiumplanning.com.au)

**OTIUM**  
Planning group  
SPORT + LEISURE

# Otium Planning Group Pty Ltd

## Head Office:

304/91 Murphy Street  
Richmond VIC 3121  
ABN: 30 605 962 169  
Phone: (03) 9698 7300  
Email: [info@otiumplanning.com.au](mailto:info@otiumplanning.com.au)  
Web: [www.otiumplanning.com.au](http://www.otiumplanning.com.au)

## Local Office:

The Plaza, 13.03/87-95 Pitt Street  
Sydney NSW 2000  
Contact: Jason Leslie | Director  
Phone: 0437 334 375  
Email: [jason@otiumplanning.com.au](mailto:jason@otiumplanning.com.au)  
Or  
Contact: Brad Billett | Associate  
Phone: 0433 305 930  
Email: [brad@otiumplanning.com.au](mailto:brad@otiumplanning.com.au)

Otium Planning Group has offices in Auckland, Brisbane, Cairns, Christchurch, Melbourne, Perth and Sydney.

OPG, IVG and PTA Partnership has offices in Hong Kong, Shenzhen, Shanghai and Beijing.

Document History				
Document Version	Date	Checked	Distribution	Recipient
1.0				
2.0				
3.0				
4.0				

© 2020 Otium Planning Group Pty. Ltd. This document may only be used for the purposes for which it was commissioned and in accordance with the terms of engagement for the commission.

*Otium Planning Group acknowledges the Australian Aboriginal, Torres Strait and South Sea Islander peoples of this nation.*

*We acknowledge the Awabakal people, the traditional custodians of the land within the Lake Macquarie Local Government Area. We pay our respects to Elders, past and present and emerging.*

*Otium Planning Group is committed to national reconciliation and honours Australian Aboriginal and Torres Strait Islander peoples' unique cultural and spiritual relationships to the land, waters and seas and their rich contribution to society..*

# Contents

1.	Lake Macquarie Community Survey.....	1
1.1	Respondent Profile.....	1
1.2	Activities/ Sports .....	2
1.3	Aspects of Participation .....	4
1.4	Facility Use and Quality.....	4
1.5	Additional Comments.....	11
2.	Lake Macquarie Management Committees .....	14
2.1	Lake Macquarie Management Committees Survey .....	14
2.1.1	Satisfaction levels of Management Committees.....	14
2.1.2	Effective Facility Management.....	16
2.1.3	Facility Usage.....	18
2.1.4	Facility Operating Capacity and Satisfaction .....	21
2.1.5	Additional Comments.....	24
2.2	Management Committee Forums .....	24
3.	Lake Macquarie Clubs and User Groups.....	26
3.1	Lake Macquarie Clubs and User Groups Survey.....	26
3.2	Lake Macquarie Sporting Clubs Workshops.....	77
3.3	Facility/ Venue Satisfaction Levels & Improvements .....	79
4.	Lake Macquarie Regional Sport Associations .....	91
4.1	Lake Macquarie Regional Sport Associations Survey .....	91
4.1.1	Membership and Participation.....	92
4.1.2	Facilities.....	95
4.1.3	Facility Funding.....	98
4.1.4	Events .....	98
4.1.5	Additional comments .....	99
4.2	Lake Macquarie Association Forum .....	101
4.3	Sport Specific Consultations.....	102
4.3.1	Rugby Union .....	103
4.3.2	Netball .....	105
4.3.3	Rugby League .....	106
4.3.4	Cricket .....	109
4.3.5	Football.....	111
4.3.6	Australian Rules.....	114
4.3.7	Athletics.....	115
4.3.8	Tennis .....	117
4.3.9	BMX.....	119
4.3.10	Baseball .....	121
4.3.11	Hockey.....	121
4.3.12	Softball .....	122

4.3.13	Futsal .....	122
4.3.14	Oztag .....	123
5.	Lake Macquarie Schools Survey .....	124
6.	Lake Macquarie Dance & Martial Arts Groups Survey .....	126
6.1	Dance .....	126
6.1.1	Membership and Participation.....	126
6.2	Martial Arts .....	127
6.2.1	Membership and Participation.....	127
7.	Neighbouring Council Engagement .....	128
7.1	Maitland City Council .....	128
7.2	Port Stephens Council .....	128
7.3	Cessnock City Council .....	128
7.4	Central Coast .....	129
7.5	Newcastle City Council .....	129
8.	Other Consultation .....	131
8.1	Office of Sport .....	131
8.2	Hunter Sports Academy .....	132
8.3	Lake Macquarie Councillor Briefing .....	132
8.4	Lake Macquarie Lifestyle and Wellbeing Portfolio Committee Meeting .....	133
8.5	Lake Macquarie City Council - Youth Committee Meeting .....	133
9.	Warranties and Disclaimers.....	134

# 1. Lake Macquarie Community Survey

This section summarises the key findings from the Lake Macquarie Community Survey conducted online from 31 August to 6 October 2020.

A total of 147 surveys were completed with respondents providing information on:

- Sports currently participated in in Lake Macquarie
- Club member of social player/ participant
- Barriers preventing more participation in sport
- Facilities commonly used for playing or training
- Rating of facility's activity surface, lighting, amenities, supporting infrastructure
- Importance ranking of these elements for improvement
- Respondent profile

## 1.1 Respondent Profile

Table 1: Lake Macquarie Users Respondent Sample

Category	Sub-Group	Number	%
Gender (n=103)	Female	36	35%
	Male	65	63.1%
	Other	2	1.9%
Age Range (n=103)	Under 18 years	7	6.8%
	18 - 24 years	5	4.9%
	25 – 34 years	16	15.5%
	35 – 44 years	18	17.5%
	45 – 54 years	20	19.4%
	55 – 64 years	19	18.5%
	65 +	18	17.5%

The following figure indicates the suburb of residence (99 responses across 41 suburbs), excluding those suburbs that returned 0 responses (56 suburbs).

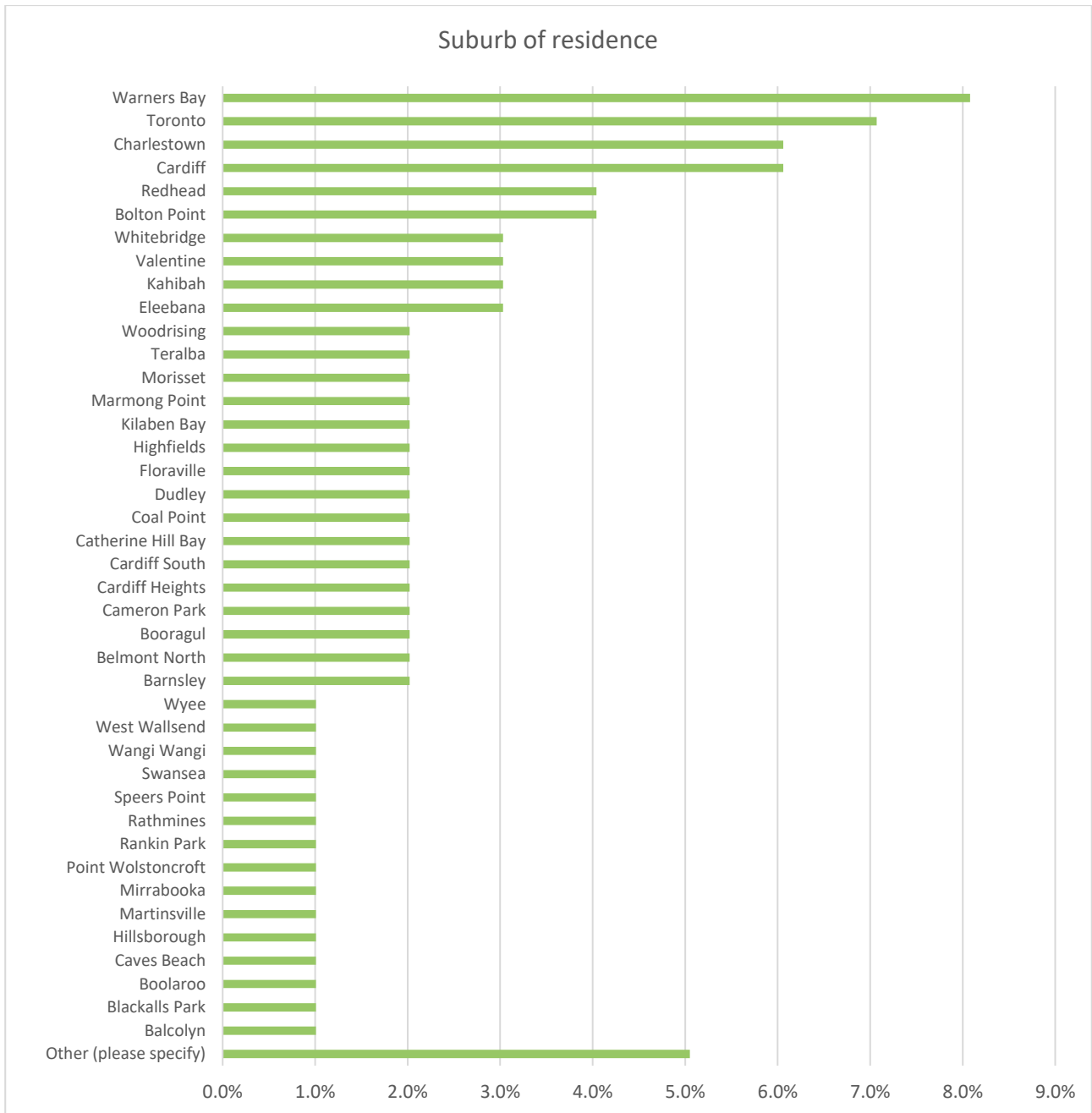


Figure 1: Respondents suburb of residence

## 1.2 Activities/ Sports

143 respondents indicated the sport they currently participate in; the sports in scope (24) were offered for selection, with an 'Other' option also offered. Respondents were able to select more than one sport. The majority of respondents (74.8%) indicated an activity other than the listed sports; therefore, these are provided as separate figures:

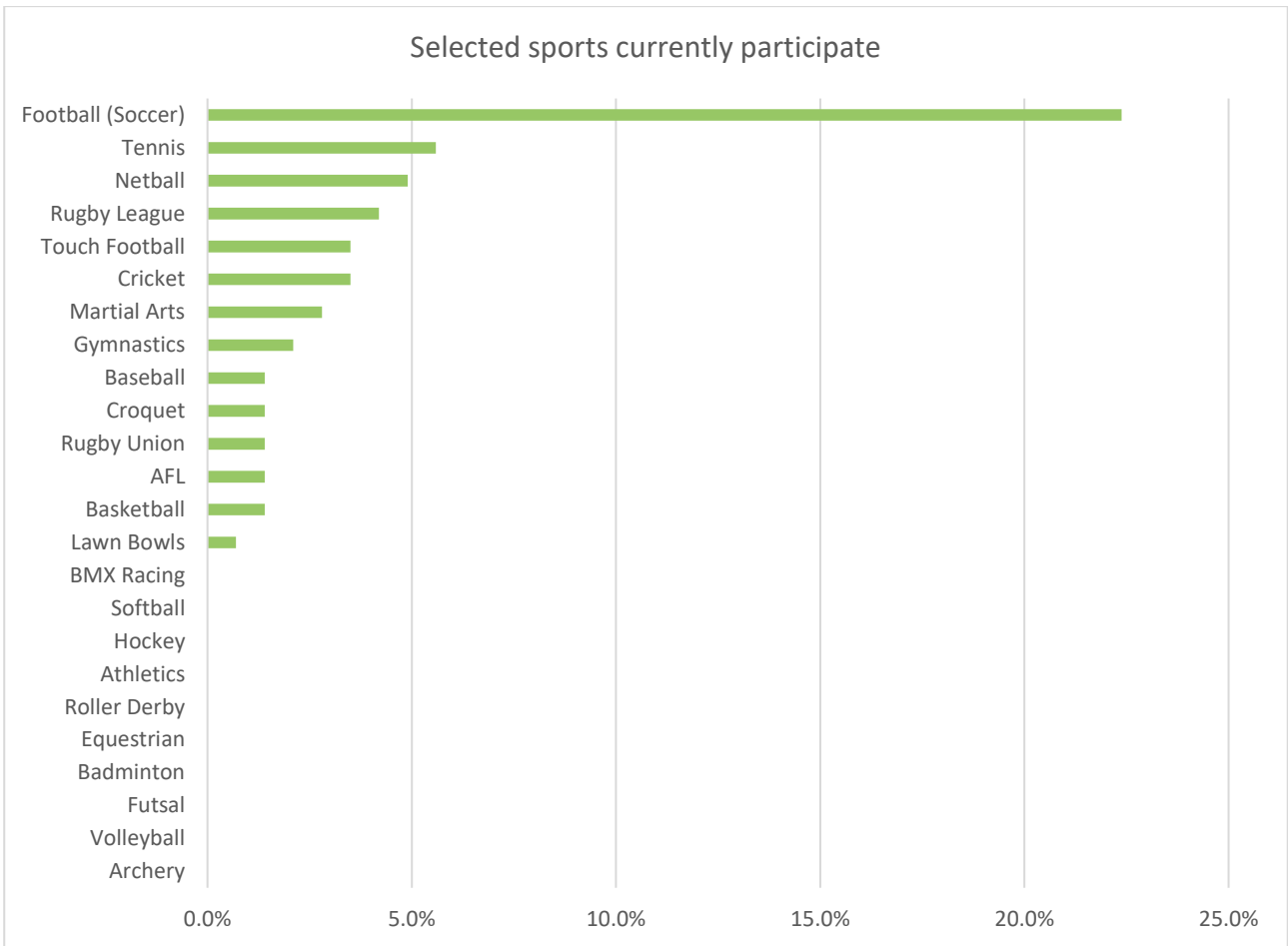


Figure 2: Sports participated in

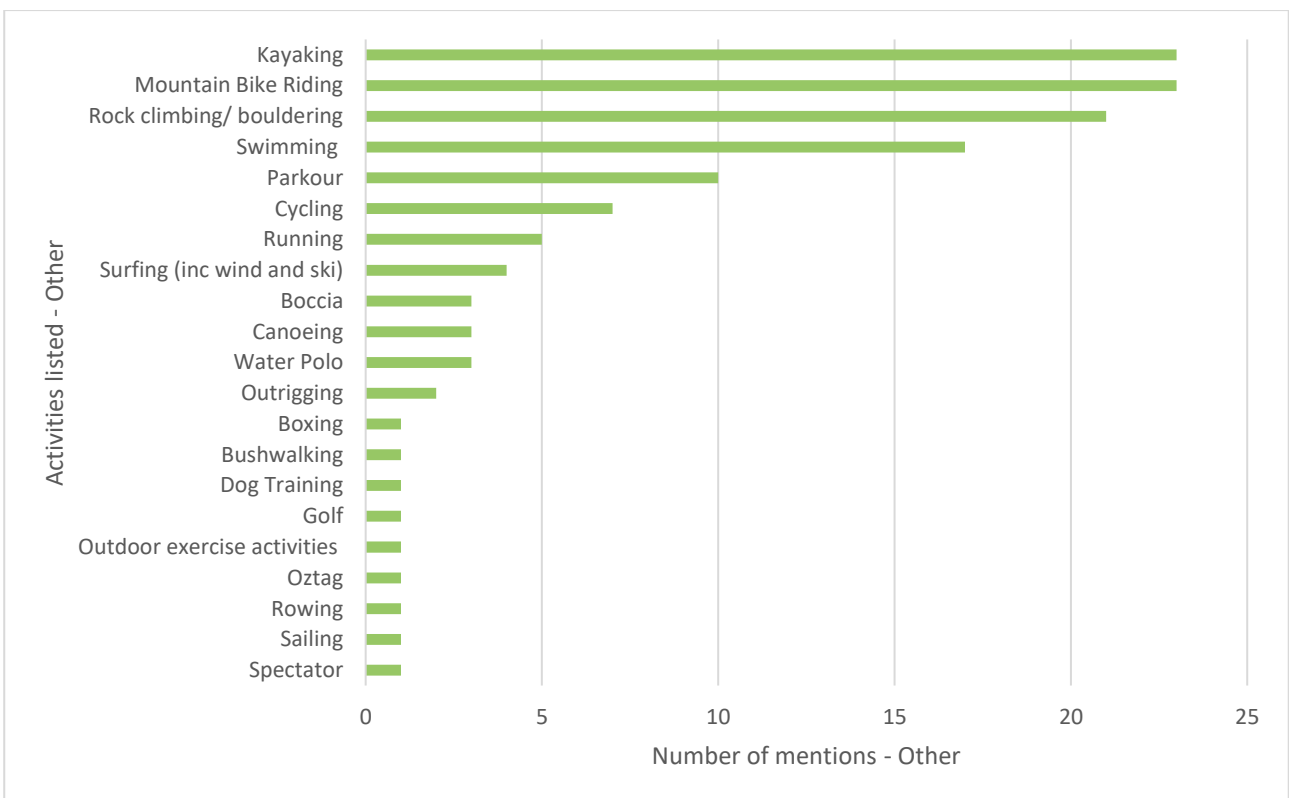


Figure 3: "Other" activities participated in

## 1.3 Aspects of Participation

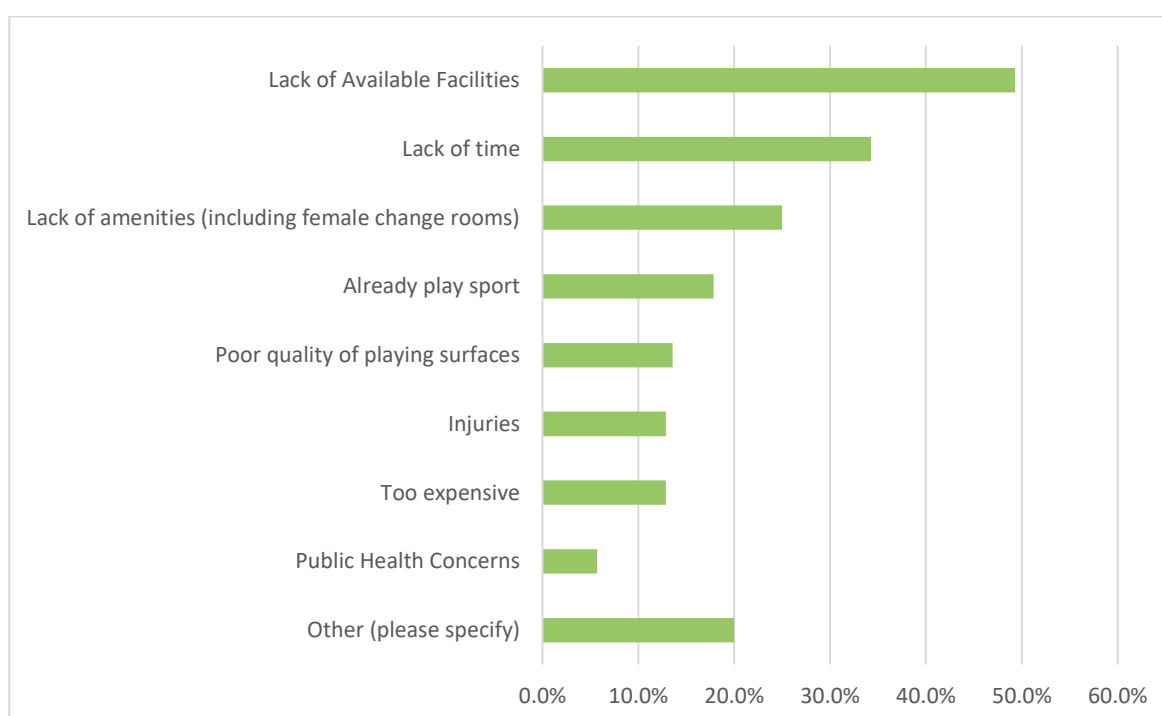
Survey respondents were asked if they were a member of a club or participated socially (or both); 140 responses were received.

**Table 2 Lake Macquarie Community participation type**

Type of User	% of Respondents
Club Member	31.4%
Socially Only	24.3%
Both as a club member and socially	44.3%

Most respondents were both members and participated socially, followed by club members only.

140 respondents indicated the top three barriers impacting their participation in sport, the following figure shows the weighted ranking for the common barriers provided:



**Figure 4: Barriers impacting Participation in Sport**

## 1.4 Facility Use and Quality

146 facilities were listed, asking respondents to indicate the facilities they most commonly play or train at; 120 responses were received, however 70.8% of respondents chose 'Other'<sup>1</sup>.

The following table provides survey responses for the facility/ies used with assessment of the quality of playing surface, lighting and supporting infrastructure; all facilities listed in the survey are included in Table 3, noting that many facilities were not ranked.

<sup>1</sup> A number of respondents provided a number of locations, each of these have been counted, therefore the total number of mentions shown in the figures exceeds the number of respondents that indicated 'other'.



**Table 3: Quality Ranking of Facilities**

Facility	Quality Ranking (Score out of 5 (excellent))			
	Surface (n=45)	Lighting (n=45)	Amenities/ Clubhouse	Supporting Infrastructure
<b>Facilities as listed in Survey</b>				
Aitchison Reserve	2.5	2.5	3	2.5
Alan Davis Field				
Auston Oval				
Avondale College				
Awaba Oval				
Awaba Tennis Courts				
Bahloo Reserve				
Balcomb Field				
Barton Field				
Baxter Field				
Beach Street Oval				
Belmont Golf Club Limited				
Belmont Macquarie Tennis Courts				
Belmont North Netball Courts	3	3.5	2.5	1.5
Bernie Goodwin Reserve				
Bill Bower Oval				
Blacksmiths Oval	2.5	3	2	1.5
Blacksmiths Tennis Club	2	2	2	1
Bolton Point Tennis Courts				
Bonnells Bay Netball Courts				
Bonnells Bay Tavern Tennis Court				
Boolaroo Bowling Club	4	4	4	4
Boolaroo Croquet				
Cahill Oval				
Carbeen Street Oval				
Cardiff Bowling Club				
Cardiff Oval	2	3	1.67	1.67
Cardiff Park Tennis	4	4	5	4
Cardiff Tennis Academy				
Catherine Hill Bay Oval				
Caves Beach Netball Courts				
Caves Beach Tennis Courts	3	2	2	3
Chapman Oval				
Charlestown Bowling Club Limited				
Charlestown Oval	2.67	3.33	3	2.67
Club Macquarie				
Cooranbong Recreation & Equestrian Reserve				
Croft Oval				
Croudace Bay Sports Complex	2.2	2.2	2	2.4
Dora Creek District Workers Club				
Douglass Street Oval				
Edgeworth Athletics				
Edgeworth Bowling Club				
Edgeworth Fields	4	3.5	2.5	1
Edgeworth Netball				
Eleebana Oval				
Eleebana Tennis Courts	3	4	3	4
Ernie Calland Oval				
Evans Park				
Fassifern Oval				
Feighan Oval	3.5	3.5	1.75	2.75
Finnan Oval	3	2	2	2
Fishburn Field				
Fred Wright Oval				
Garden Suburb Fields				

Facility	Quality Ranking (Score out of 5 (excellent))			
	Surface (n=45)	Lighting (n=45)	Amenities/ Clubhouse	Supporting Infrastructure
Gibson Field				
Goundry Street Oval				
Gregory Park				
Harold Knight Oval				
Hillsborough Oval	1.5	2.5	2	3
Hillsborough Tennis Courts				
Holford Oval				
Hunter Barnett Fields	1	1	1	3
Hunter Sports Centre	4	4	4	4
Jack Edwards Field				
Jack McLaughlan Field				
Jack Stewart Netball Courts				
John Street Oval	4	4.5	4.5	4
Johnston Park				
Kahibah Bowling Club Co-Op Ltd	3	4	2.33	3
Kahibah Oval	2	2.5	3.5	3
Keith Barry Oval	2	1	1	2
Kevin Evans Oval	3	3	2	1
Lake Macquarie BMX				
Lakelands Oval	2.67	2	1.67	2
Lakelands Tennis Courts	4	5	4	3
Lenaghan Oval				
Les Wakeman Field				
Liles Oval	2.67	3	3	3
Lisle Carr Field				
Lumsdon Field	1	2	1	1
Lydon Field				
Macquarie Field	3.5	3	2	2
Marks Oval	4	2	4	4
Marks Oval Tennis				
Marks Point Bowling Club Limited				
Martinsville Oval	3	2	2	2
Martinsville Tennis	2	2	2	2
Michael Bird Oval				
Mick Middleton Oval				
Miller Field	2	3	1	1
Molly Smith Netball Courts	3	2	3	2
Morisett Private Tennis Academy				
Morisett Hospital Bowling Green				
Morisett Pony Club - Morisett Showground				
Mount Hutton Tennis Courts	4	4	2	4
Mount Sugarloaf Pony Club				
Myuna Bay Sports and Recreation				
Nancy Dwyer & Ken Booth Netball Courts				
Neegulbah Park				
New Tredinnick Fields	2	2	1.75	1.25
Nords Wharf Oval				
Origin Energy Eraring Pty Limited				
Parbury Park				
Pasterfield Sports Complex	5	4	4	3
Pendlebury Oval				
Pickering Oval				
Quinn Park				
Rathmines Bowling Club				
Rathmines Tennis Courts	3	4	1	4
Reay Park				
Redhead Bowling Club Coop Ltd	3	2	3	2

Facility	Quality Ranking (Score out of 5 (excellent))			
	Surface (n=45)	Lighting (n=45)	Amenities/ Clubhouse	Supporting Infrastructure
Redhead Tennis Courts	3.5	3	2	2
Riawenna Park				
Ron Hill Oval	3	2	2	1.5
Ron Hill Oval Netball Courts				
St John Oval	4	4	4	3
Sugar Valley Croquet				
Swansea Equestrian Ground				
Swansea South Tennis Courts				
Swansea Workers Club Co-Op Ltd				
Taylor Park				
Teralba Tennis				
Todd Street Oval				
Toronto Oval	3	1	1	2
Toronto Workers Club	2	2.5	2	2.5
Tulkaba Park				
Ulinga Park				
Ulinga Park - Netball courts				
Ulinga Park - Tennis				
Valentine Bowling Club				
Walters Park	1	4	1	1
Wangi Bowling Club				
Wangi Netball Courts				
Wangi Oval				
Warners Bay Netball Courts				
Warners Bay Sports Club				
Waterboard Oval	3	1.5	2.5	3.5
West Wallsend Netball Courts				
West Wallsend Tennis Courts				
Whitebridge Tennis				
Windale Netball Courts				
Woodrising Netball Courts				
Wye Community Tennis Courts				
Wye Oval				
Other facilities	3.46	2.82	2.23	2.71
Number of ranking scores recorded	107	105	107	108

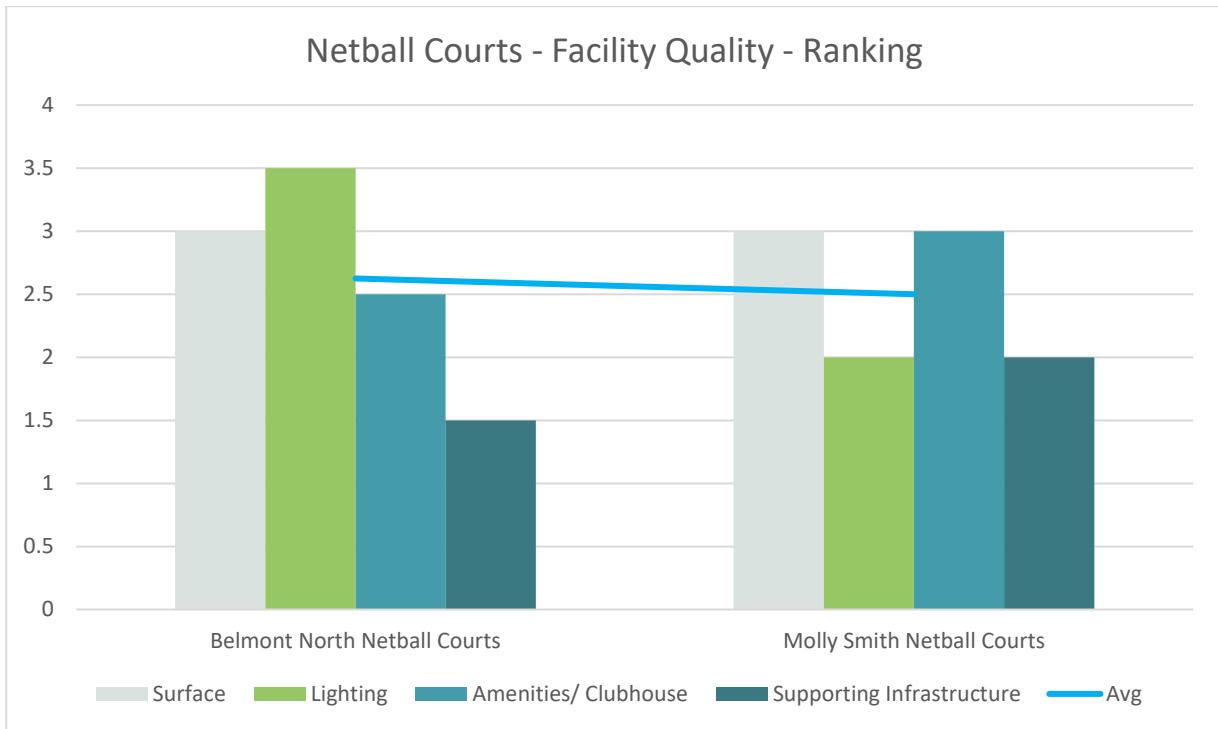


Figure 5: Netball Courts Quality Ranking of Elements

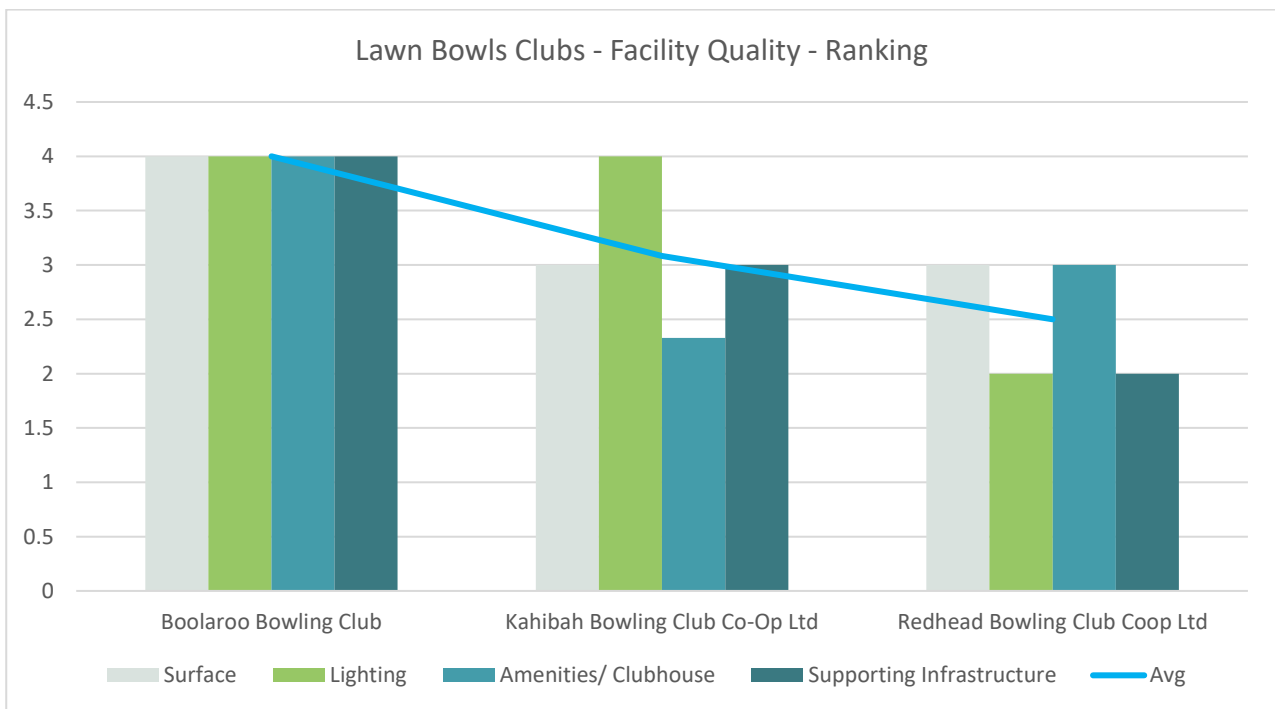
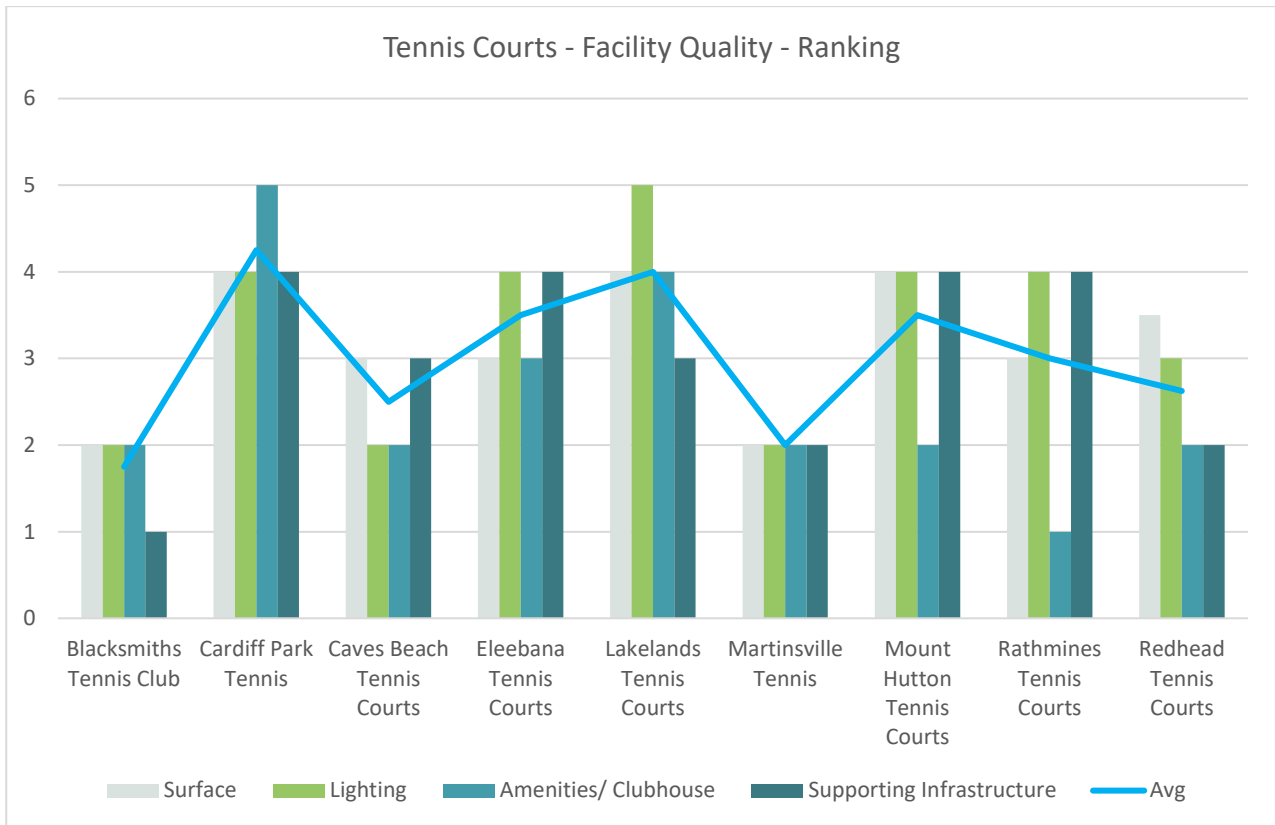


Figure 6: Lawn Bowls Clubs Quality Ranking of Elements



**Figure 7: Tennis Courts Quality Ranking of Elements**

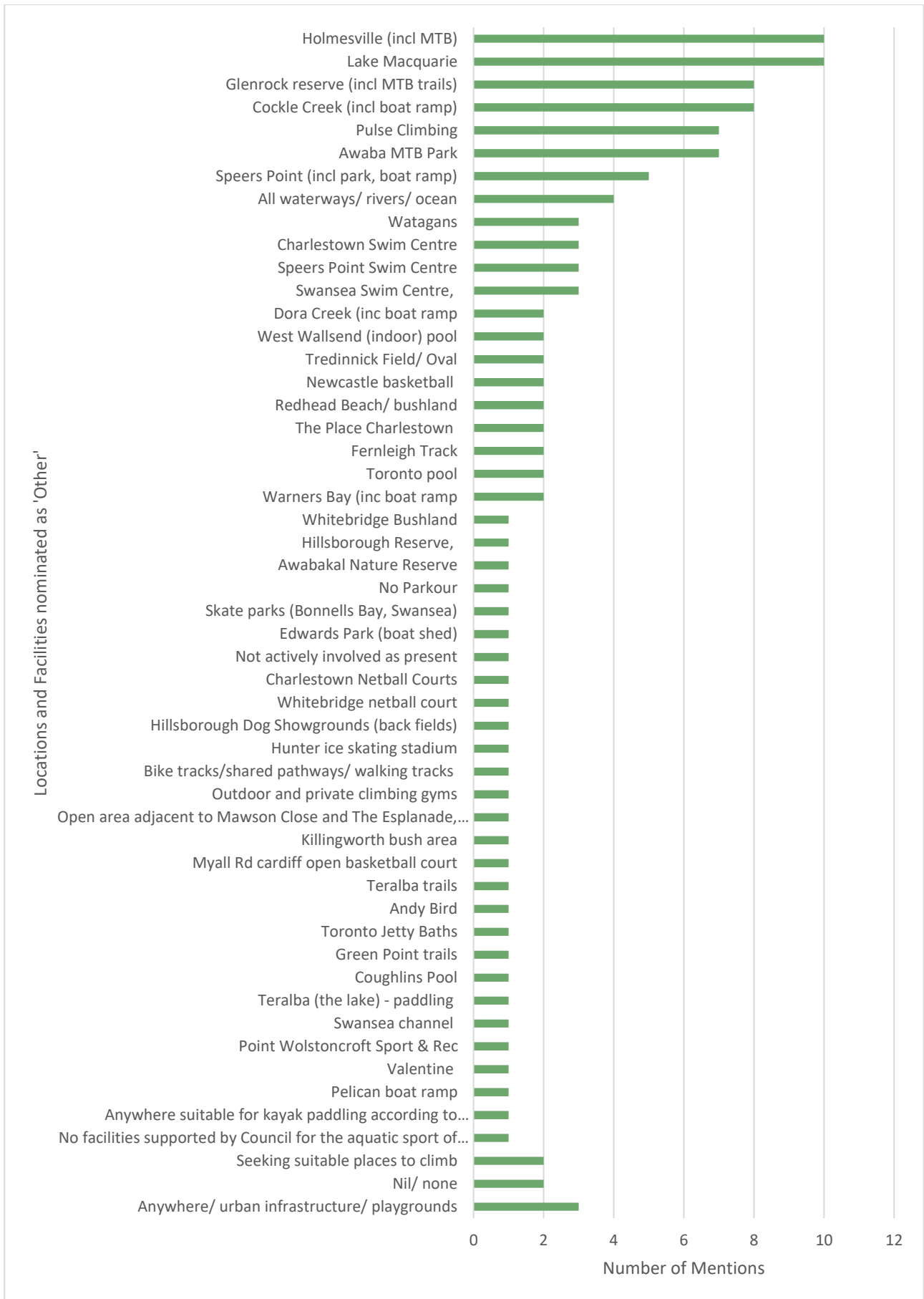


Figure 8: Facilities/ Locations nominated as 'Other'

## 1.5 Additional Comments

The survey asked respondents to provide additional comments on the future direction of sport within Lake Macquarie. A total of 71 responses were received, which were categorised according to key themes as shown below.

Table 4: Key themes in relation to comments

Key Theme	Number of Responses	Percentage	Example Comments
Improved planning and support for other activities: <ul style="list-style-type: none"> <li>• Mountain biking</li> <li>• Aquatic/ range of watersports, e.g. sailing, kayaking, paddling</li> <li>• Cycling</li> <li>• Climbing</li> <li>• Aquatic – pool/s</li> <li>• Sport generally</li> </ul>	(n = 44) (n = 15) (n = 10) (n = 8) (n = 7) (n = 2) (n = 2)	60.3%	<p><i>Lake Macquarie Sporting Strategy does not appear to include any proposal to provide support or provide infrastructure for the aquatic sport of kayaking. How can this be justified given the 'marketing' of Lake Macquarie as a first-class recreational destination.</i></p> <p><i>Kevin Evans Oval should be re-purposed, at a minimum added to, to be a mountain bike riding hub. There is a great trail system already built that is family oriented and with the plans for Cameron Park/ West Wallsend is a prime position for easy/ quick access.</i></p> <p><i>It would be great to see the lake Mac council get behind the MTB community. It's a wonderful opportunity for mums, dads and kids to get out and have fun together. Staying off the roads too = staying safe 👍</i></p> <p><i>The Sheffield Boulders in Sheffield, UK, are a brilliant community sports initiative that has seen the installation of artificial boulders in locations around the city. They serve the public with easier grade, lower and more colourful boulders for children and the inexperienced climbers, and harder, more "realistic" boulders aimed at dedicated climbers unable to make it to a gym or outdoor crag due to time or business hours clashing with personal or work requirements (in Lake Macquarie's case, it's a 1.5 hour drive to anywhere with quality outdoor climbing). Rock Climbing is a fast growing sport in Australia, and it would be an excellent initiative for Lake Macquarie City Council to be a part of the sport and community's continued growth, and to consider implementing a similar outdoor bouldering option - perhaps in parks around Warners Bay, Belmont or Valentine foreshores.</i></p> <p><i>Need to be more aware of wider range of sports that ball sports. One biggest growing participation sports is cycling. We need better quality and longer cycle paths that are linked. A good example would be a Twin Cities Loop by cycleway Starting from Adamstown Fernleigh Track to Swansea then back to Marks Point to Belmont to Warners Bay to Glendale/Wallsend cycleway to Jesmond/Callaghan to Newcastle then back to Adamstown</i></p>
Improved variety of options	(n = 12)	16.4%	<p><i>A specific area for parkour would be amazing, the sport is growing and needs somewhere to develop before it gets targeted as a public nuisance. Such as skating has skateparks.</i></p> <p><i>Better links with central coast sports. More O35 competitions</i></p>

Key Theme	Number of Responses	Percentage	Example Comments
			<p><i>I would like to know how non-traditional sports are facilitated or nurtured in the city. Is there a feedback loop where the big sports gain the facilities because they have numbers and they gain numbers because they have facilities...</i></p> <p><i>There are few, if any, facilities for disabled sport in Lake Macquarie. Boccia is a sport for the most disabled people in our community and has a pathway from playing socially with friends right through to the Paralympics. The Hunter is renowned as a hot spot for top Boccia players, and many of them live and would like to train in Lake Macquarie.</i></p> <p><i>A council owned venue which was suitable for disabled athletes, particularly for boccia players. Currently no suitable large venue which is available for permanent use</i></p>
Need for more/ improved ancillary facilities	(n = 7)	9.6%	<p><i>The grandstand at Toronto Oval (Lyall Peacock Oval) was built in the 60s and is in urgent need of replacement. It has been substandard for many years and we repaint inside every couple of years but it has got to the stage where it has become an embarrassment and we have lost a number of events due to the poor facility. A new roof went on earlier in the year but it is the inside of the grandstand that is really substandard.</i></p> <p><i>A clubhouse and shower facilities are important when trying to grow the sport</i></p> <p><i>Make sure enough parking is available at large events, I don't want to be late because I had to drive around looking for somewhere to park.</i></p> <p><i>With more young females playing sport the lack of change room facilities for them is poor. In most sport girls play sport in a mixed team to a certain age. For example, rugby league you play all together till under 13s which is when the first girls only teams start. This results in boys and girls mixing in the sheds. Most girls are hitting puberty before they change into a girls team therefore can't change in front of boys. Today more than ever we are encouraging kids of all ages to get out and play sport however providing them with poor facilities. I believe if council could look into the simple solution of closed in single person showers it gives everyone a chance to not only shower but also the opportunity for them to get changed in privacy.</i></p>
General facility improvements: <ul style="list-style-type: none"> <li>• Indoor courts</li> <li>• More facility space needed</li> <li>• Facilities not fit for purpose</li> </ul>	(n = 8) (n = 3) (n = 2) (n = 3)	11%	<p><i>I know a new basketball stadium is being built at Hillsborough but this practice court is open to everyone...families. players and teams for practice. It is very well used and I have not found many dedicated basketball courts around our LGA.</i></p> <p><i>Build an indoor netball centre that houses three or four outdoor size courts inside made of spring floorboards not cement, sheltered, had a meeting room or mini gym attached that could be utilized by rep teams or sports body's for meetings. Make it profitable by running school holiday comps/ social evening comps/ netball NSW umpire training comps for the HUNTER AND UPPER NORTH regions etc Club looking at increasing junior member base over the next 10 years. Will require at least 20 new kids at U12s each year to remain sustainable. The pressure this will put on pool space, which it currently shares with other pool users needs to be looked at.</i></p>



Key Theme	Number of Responses	Percentage	Example Comments
			<i>Walters park has been neglected by Lake Macquarie Council for decades, it is time it delivered an equitable redevelopment for the home of rugby union in Lake Macquarie (LMRUC biggest rugby club in Lake Macquarie) akin to the facilities at Gateshead.</i>

## 2. Lake Macquarie Management Committees

### 2.1 Lake Macquarie Management Committees Survey

This section summarises the key findings from the Lake Macquarie Survey of Management Committees conducted online from 1 October to 20 November 2020.

A total of 29 surveys were completed with respondents providing information on:

- Level of satisfaction with a number of aspects:
  - Current management arrangements
  - Relationship with Council
  - Maintenance arrangements and responsibilities
  - In relation to each of these respondents listed the three aspects they would like to retain and the three aspects they would like to change
  - Facility activity surface, lighting, amenities, supporting infrastructure,
- Systems used to augment the management and booking requirements of Council
- Areas in which the Committee would like to see a greater level of support from Council
- Barriers or constraints to effective management of bookings and operations and changes that the committee would like to see
- Main hirers, regular user groups and any user groups unable to be accommodated, including special events
- Typical facility usage patterns in summer and winter season, an assessment of the facility's operating capacity and barriers preventing increase in number of users
- Perspective on sports planning in Lake Macquarie; facilities, access, costs, funding, management, maintenance or other aspects.

Of the 29 surveys submitted, there are 20 actual responses (after collapsing duplicate entries). The analysis that follows will reflect the 20 actual responses.

#### 2.1.1 Satisfaction levels of Management Committees

**15 responses received to satisfaction with current management arrangements, with 55% satisfied or very satisfied and 10% dissatisfied or very dissatisfied, refer**

Figure 9.

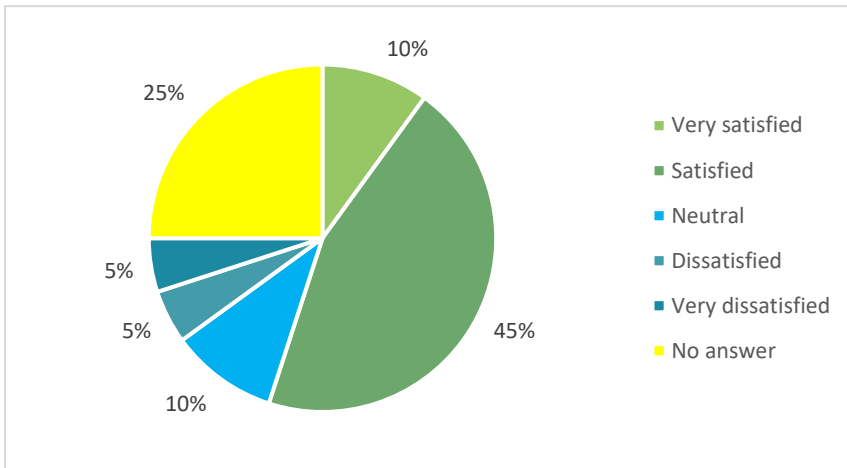


Figure 9: Satisfaction rating with current management arrangements

Aspects of management that are valued (and should be retained) and liked least (and that could be changed) by the Management Committees and number of times selected are outlined in the following table (respondents were asked to select up to three in each category):

Table 5: Management Aspects for Retention or Improvement

Management Aspect	Liked (# of responses)	Liked Least (# of responses)
Bookings	9	3
Field Closures	10	2
General Enquiries	6	1
Committee/ club/ association/ lessee responsible	7	5
Other Comments	2	4

	<ul style="list-style-type: none"> <li>Eventually we would like to see electronic bookings</li> <li>Better ovals for Keith Barry oval</li> </ul>	<ul style="list-style-type: none"> <li>Noncompliance with Facility Manager Manual</li> <li>The toilet block and clubhouse</li> <li>Maintenance</li> <li>Council's response time for repairs</li> </ul>
--	--	--

14 respondents indicated that they used another management system/s to augment Council's required processes:

- Paper-based – n=6
- Purchased electronic system – n=1
- Self-made electronic (MS Word or Excel etc) – n=5
- Other – n=2

Satisfaction with Relationship with Council

Satisfaction with Maintenance arrangements/  
responsibilities

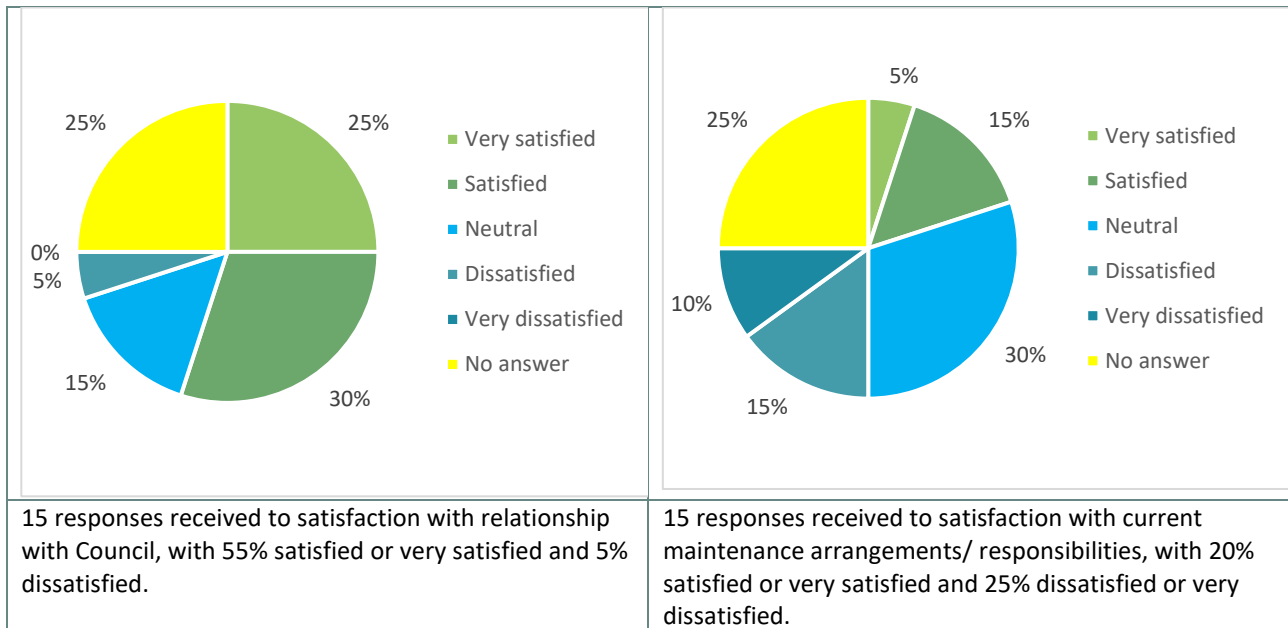


Figure 10: Satisfaction with Council relationship and maintenance arrangements

Maintenance arrangements and responsibilities that Management Committees like best (to be retained) and those that they do not like (would like to change/ improve) are outlined in the following table (respondents were asked to select up to three in each category):

Table 6: Maintenance Aspects for Retention or Improvement

Maintenance Aspect	Liked (# of responses)	Liked Least (# of responses)
Inspections	2	4
Mowing	10	2
Irrigation	2	7
Rubbish Removal	5	4
Amenity building cleaning / servicing	1	7
Other Comments	2	6

**Liked Comments:**

- Decisions by how the courts are managed and maintained
- Enquiries with council dealt with

**Liked Least Comments:**

- Car park maintenance and action taken on inspections discussed
- Limits of \$1000 on expenditure could be increased to \$2000 or \$3000
- COC conduct
- Upgrade needed of clubhouse and toilet block
- Maintenance requests
- Council's response time for repairs

## 2.1.2 Effective Facility Management

Areas that Management Committees would like to see a greater level of support (n=12) from Council include:

- None/ Nil / happy with support - n=3
- Themes of the other responses are:
  - Ground/ facility upgrades/ improvements/ more funding – n=6
  - Yes – n=1
  - Council seek major stakeholder input to 20-year strategy – n=1
  - Responsiveness to requests lodged – n=1

Respondents listed three main barriers/ constraints they experience to effectively managing bookings and facility operations (n=22), the themes of the responses:

- Governance (responsibilities/ transparency) – n=3
- Issues with booking systems – n=4
- Interactions with Council – n= 4
- Finance/ funding/ fees – n=3
- Facility issues (lack of grounds/ inadequate lighting/ wayfinding) – n=3
- Maintenance/ replacement of capital plan & equipment – n=3
- Allocation of training times for junior/ senior teams – n=1
- No real barriers – n=1

21 possible changes were offered in response to a question seeking three changes that the Committee would like to make to the way that facilities are managed: general themes are:

- Facility maintenance/ responsiveness to issues raised – n=5
- Additional facility development – n=4
- Booking system improvements e.g. online, reduce paperwork – n=3
- Improved outcomes from financial investment – n=3
- Improved Council support/ commitment e.g. attending meetings, completed improvement projects, planning – n=3
- Seeking compliance with LMCC Facility Manager Operating Manual – n=1
- No issues/ happy with Committee and user groups working together – n=2

## 2.1.3 Facility Usage

Table 7: Primary and Regular users of facilities – Summer, Winter, Year-round, Schools, Personal trainers

Facility	Primary Summer User/ Use Times	Primary Winter User/ Use Times	Primary Year-round User/ Use	Schools/ Personal trainers (and #)	Groups/ Uses unable to be accommodated
Balcomb Field Dudley	Dudley primary school	Dudley Redhead junior rugby league Dudley senior rugby league mens and ladies		Dudley primary school	
Barton Oval	Belmont Cricket & Belmont Baseball	Lakes United Seagulls, Lakes United Junior Rugby League, Valentine Junior Soccer		Belmont Athletics 30 under 16's Varies 4-5 schools per year utilise Barton Oval (up to say 300 Primary School Students)	Not really, Valentine Senior Soccer occasionally wish to utilise Cahill Oval, the Operating Committee feel that during winter there are sufficient users, another football team using the oval
Bolton Point Tennis Courts Management Committee			Bolton Point Tennis Club and general public		None. Courts are available for use by tennis players within the time constraints of hirer usage.
Cardiff Ovals Community Operating Committee	Cardiff-Boolaroo District Cricket Club. Lake Macquarie Junior Cricket	Cardiff Senior Rugby League, Cardiff Junior Rugby League, Cardiff City Football Club	None	Booking Officer has not reported to COC of any extra usage let alone documented report on seasonal hirers.	Community Outdoor Fitness has no exercise stations. West's Cardiff has closed Community Gym. Park Run has no financial support
Garden Suburb Football Club	Cricket	Football	Football	We have Personal Trainers that use the facility without a booking, tracking and invoicing them is near impossible. Other football clubs also try and use the facility without booking during the off-season.	
Lakeside Netball Association			Schools		

Facility	Primary Summer User/ Use Times	Primary Winter User/ Use Times	Primary Year-round User/ Use	Schools/ Personal trainers (and #)	Groups/ Uses unable to be accommodated
Macquarie Scorpions Junior Rugby League		Macquarie Scorpions Junior Rugby League			
Mount Hutton Tennis Club	Tennis Coach's Clients	Tennis Coach's Clients	Tennis Coach's Clients		
Neegulbah Park/Cardiff and District Little Athletic Centre	Cardiff and District Little Athletic Centre	Local primary schools		Personal trainers have been observed using the facility without booking agreements	Football (soccer) club training - the field is too hard and doesn't have enough grass coverage
Newcastle District Cricket Association	Cricket throughout the city	Netball	Croquet & school		
Phoenix Charlestown Baseball Club	Newcastle Baseball Hunter Sports High Phoenix Charlestown Baseball Hunter Academy of Sport	Newcastle Baseball Hunter Sports High Phoenix Charlestown Baseball	Newcastle Baseball Hunter Sports High Phoenix Charlestown Baseball	Hunter Sports High School - 20	
St John Oval Community Operating Committee	Touch football & senior rugby league	Junior & senior rugby league	Local primary & high schools	St Joseph's primary --- 30 Whitebridge high --- 30	In past years local soccer has wanted to use the ground but have since upgraded their own facilities. With junior & senior rugby league teams training and playing on St John the fields are the most heavily used in Lake Macquarie
Wangi Oval Board Operating Committee	Westlakes Athletics	Junior and senior league		14 Primary and public schools use Wangi oval from March to July for athletic carnivals	
Windale Ovals Committee	Cricket	Rugby league		Graham house cup which runs from terms 2-4	Winter Oztag due to bad lighting on all ovals

12 respondents provided information on the usage patterns of facilities in the summer season, indicating:

- Sunday has the highest concentration of use in the period before 5pm
- Saturday and Sunday have the highest concentration of day-time use
- Wednesday is the only day with uses throughout the day – i.e., all periods

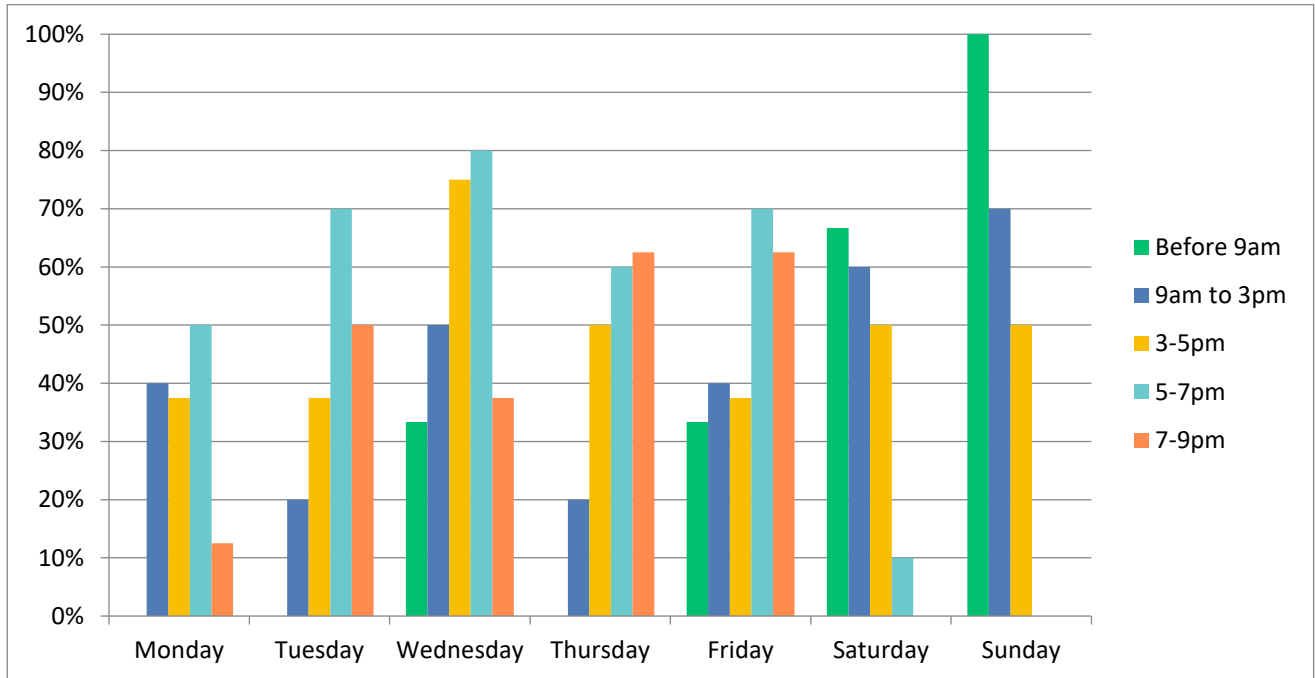


Figure 11: Summer season use patterns

15 Respondents provided information on the usage patterns of facilities in the winter season, indicating:

- Sunday has the highest concentration of use in the period before 5pm
- Saturday and Sunday have the highest concentration of day-time use
- Monday, Wednesday, Thursday and Friday have uses throughout the day – i.e. all periods
- Tuesday, Wednesday and Thursday have the highest concentration of use between 5-7 pm.

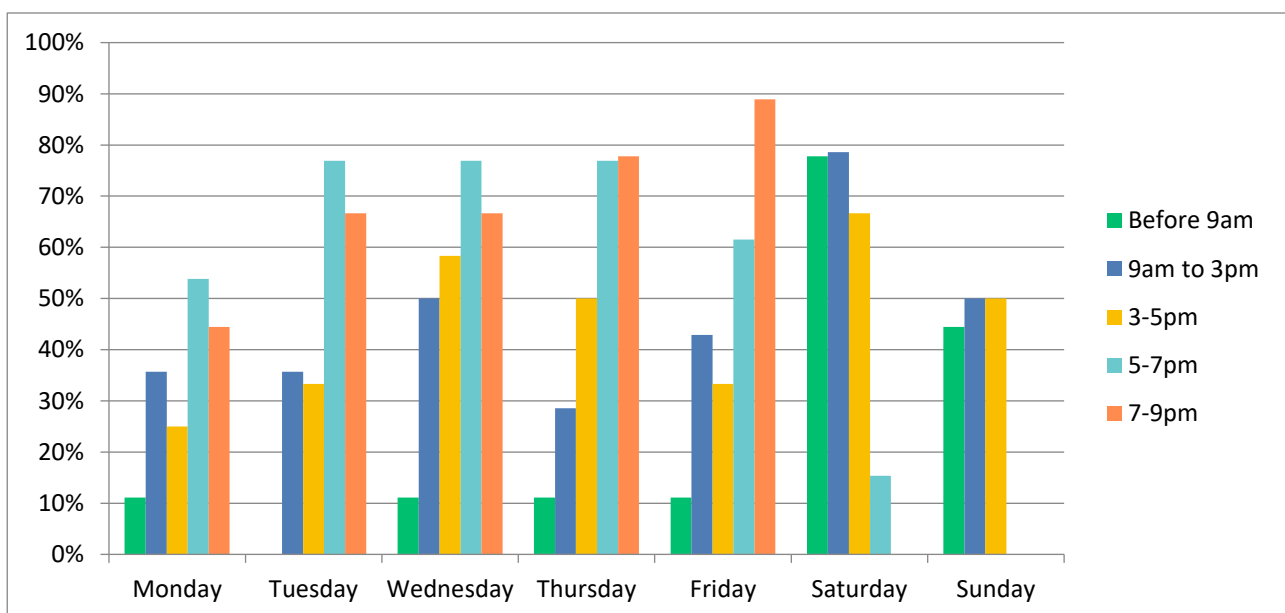


Figure 12: Winter season use patterns



Seven respondents provided information on booking received for special events; four indicated that they had not received any event bookings.

**Table 8: Special Events Booked/ Held**

Facility	Special Event/s & Estimated participants
Balcomb Field Dudley	Newcastle hunter rugby league representative training mens and ladies when not covid effected about 60 persons
Barton Oval	Bloody Long Walk
Bolton Point Tennis Courts Management Committee	No, but we have had an inquiry from a pickle ball group who may wish to use the courts one night each week.
Mount Hutton Tennis Club	Birthday parties (average 12), school hirers (average 15)
Newcastle District Cricket Association	Regional Representative Cricket 30 people participating + spectators Croquet tournaments 100 participants
Phoenix Charlestown Baseball Club	Championships, gala days, charity days - approximately 200 people at each event
St John Oval Community Operating Committee	Hamilton Hawks 7's ---- 2000 LLT carnival ----- 1500 Newcastle & Hunter rugby league semis --- 1000 Newcastle & Hunter rugby league finals ---- 1000 Newcastle & Hunter rugby league grand final --- 2000 Central Leagues kids Christmas party --- 300 Lake Macquarie Educational Preschool kids Christmas party ---- 400 Newcastle High Schools Challenge Cup rugby league knockout ---- 350 A number of rugby league carnivals are held each year ----- 600 at each The NRL hold coaches accreditation courses a number of times year - 30 at each

### 2.1.4 Facility Operating Capacity and Satisfaction

Management Committee respondents were asked to rank the current operating capacity of nominated elements of the facilities and barriers preventing the facility from attracting additional uses/ users:

**Table 9: Facility Operating Capacity and Barriers to New Users/ Uses**

Facility	Facility Component			
	Playing fields	Netball Courts	Tennis Courts	Other
<b>Balcomb Field Dudley</b>	Optimal			Under capacity (over used during rugby league season for number of fields)
Barriers Nominated	Inadequate lighting Lack of field area			
<b>Barton Oval</b>	Optimal	NA	NA	Under capacity Some fields with more than others
Barriers Nominated	Field/surface quality Inadequate lighting Standard of ancillary facilities (amenities, parking etc)			
<b>Bolton Point Tennis Courts Management Committee</b>			Under Capacity	
Barriers Nominated	Inadequate lighting Cost We regularly receive inquiries for hiring which does not result in a booking once the cost is mentioned.			

Facility	Facility Component			
	Playing fields	Netball Courts	Tennis Courts	Other
<b>Cardiff Ovals Community Operating Committee</b>	Over Capacity			Conflict with Offleash dogs area usage
Barriers Nominated	Field/surface quality Inadequate lighting Users bulk booking facilities despite the level of use Standard of ancillary facilities (amenities, parking etc) Lack of opportunities for people with disability and/ or older adults Cost Irrigation Severely Degraded Informal Car Parks			
<b>Garden Suburb Football Club</b>	Over Capacity			
Barriers Nominated	Field/surface quality Inadequate lighting Female change rooms and field drainage			
<b>Lakeside Netball Association</b>				
Barriers Nominated	Inadequate lighting Standard of ancillary facilities (amenities, parking etc)			
<b>Macquarie Scorpions Junior Rugby League</b>	Optimal	NA	NA	Under capacity
Barriers Nominated	Standard of ancillary facilities (amenities, parking etc)			
<b>Mount Hutton Tennis Club</b>	NA	NA	Under Capacity	
Barriers Nominated	Field/surface quality Users bulk booking facilities despite the level of use			
<b>Neegulbah Park/ Cardiff and District Little Athletic Centre</b>	Under Capacity	Under capacity	NA	NA
Barriers Nominated	Field/surface quality Inadequate lighting Cost			
<b>Newcastle District Cricket Association</b>	Under Capacity	Under Capacity	NA	Optimal Use
Barriers Nominated	Field/surface quality Standard of ancillary facilities (amenities, parking etc) Cost Repairs to training facilities & sight screen are dangerous			
<b>Phoenix Charlestown Baseball Club</b>	Optimal	NA	NA	
Barriers Nominated	Inadequate lighting Standard of ancillary facilities (amenities, parking etc) Lack of opportunities for people with disability and/ or older adults Cost			
<b>St John Oval Community Operating Committee</b>	Over Capacity			
Barriers Nominated	Field/surface quality Inadequate lighting Standard of ancillary facilities (amenities, parking etc)			
<b>Wangi Oval Board Operating Committee</b>	Optimal			
Barriers Nominated	Field/surface quality Standard of ancillary facilities (amenities, parking etc) Lack of opportunities for people with disability and/ or older adults			
<b>Windale Ovals Committee</b>	Optimal	Under Capacity		
Barriers Nominated	Inadequate lighting Cost			

Facility	Facility Component			
	Playing fields	Netball Courts	Tennis Courts	Other
	Fencing if we had a fence round fields we would be able hold Newcastle rugby league grand final and semi finals rather than going to Newcastle Maitland council grounds			

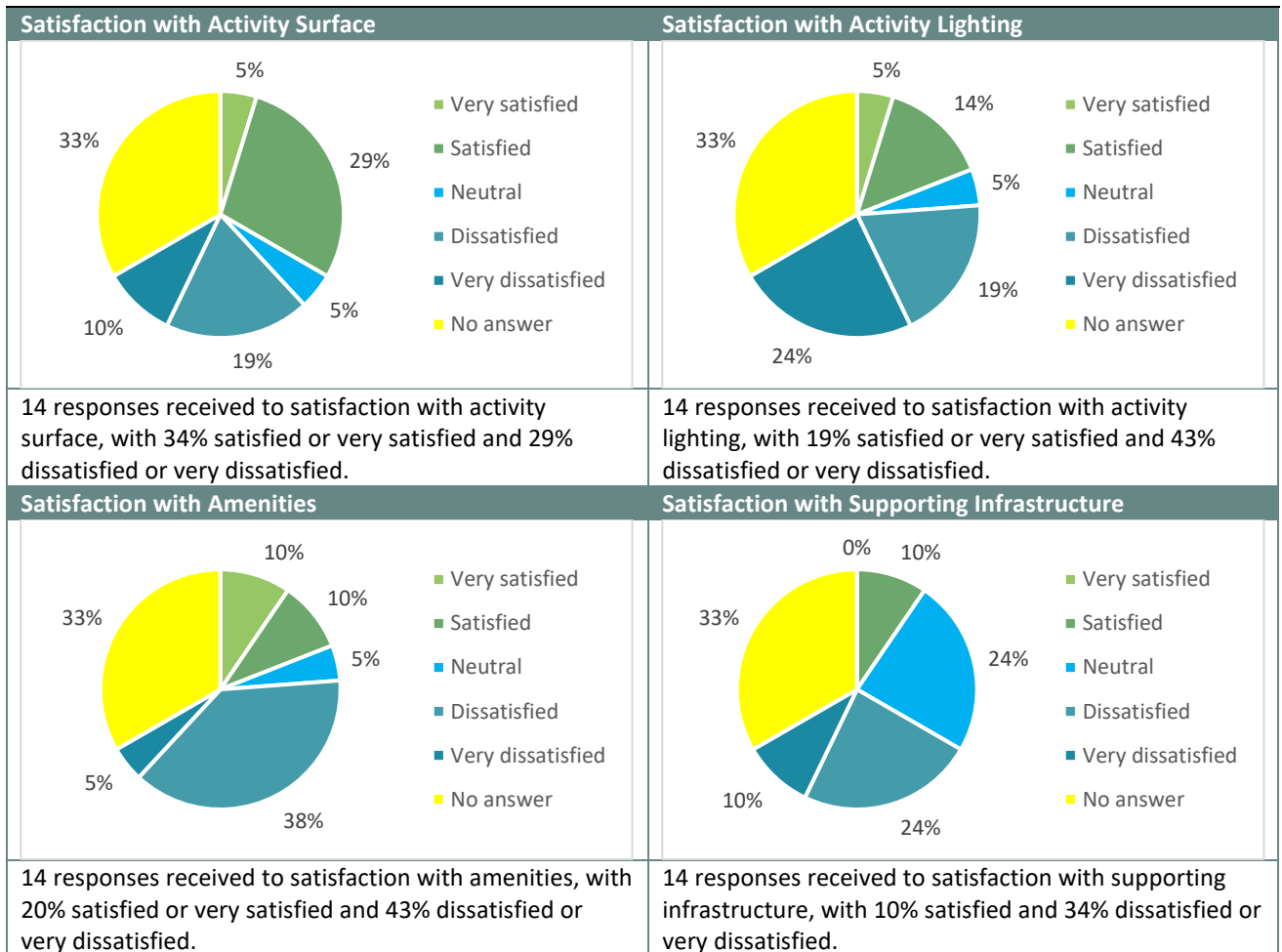


Figure 13: Satisfaction with Nominated Facility Elements

Table 10: Satisfaction with Nominated Facility Elements by Facility/ COC

Facility	Satisfaction with Facility Elements			
	Activity Surface	Activity Lighting	Amenities	Supporting Infrastructure
Balcomb Field Dudley	Very satisfied	Dissatisfied	Very satisfied	Dissatisfied
Barton Oval	Dissatisfied	Neutral	Dissatisfied	Neutral
Bolton Point Tennis Courts Management Committee	Neither satisfied nor dissatisfied	Very dissatisfied	Very satisfied	Satisfied
Cardiff Ovals Community Operating Committee	Very dissatisfied	Very satisfied	Dissatisfied	Very dissatisfied
Garden Suburb Football Club	Very dissatisfied	Very dissatisfied	Dissatisfied	Neutral

Facility	Satisfaction with Facility Elements			
	Activity Surface	Activity Lighting	Amenities	Supporting Infrastructure
Lakeside Netball Association	Satisfied	Dissatisfied	Satisfied	Dissatisfied
Macquarie Scorpions Junior Rugby League	Satisfied	Satisfied	Very dissatisfied	Very dissatisfied
Mount Hutton Tennis Club	Dissatisfied	Satisfied	Neutral	Satisfied
Neegulbah Park/Cardiff and District Little Athletic Centre	Dissatisfied	Dissatisfied	Dissatisfied	Neutral
Newcastle District Cricket Association	Satisfied	Dissatisfied	Satisfied	Dissatisfied
Phoenix Charlestown Baseball Club	Satisfied	Very dissatisfied	Dissatisfied	Neutral
St John Oval Community Operating Committee	Satisfied	Very dissatisfied	Dissatisfied	Dissatisfied
Wangi Oval Board Operating Committee	Dissatisfied	Satisfied	Dissatisfied	Neutral
Windale Ovals Committee	Satisfied	Very dissatisfied	Dissatisfied	Dissatisfied

### 2.1.5 Additional Comments

11 respondents provided additional comments, the themes of the responses:

- Facility improvements required (e.g. car parking, amenities (particularly female friendly), drainage, lighting) – n=5
- Condition of existing facilities e.g. playing surfaces – n=1
- Cost of access – n=1
- Issues with COC Governance and performance – n=1
- Inclusion of sustainability initiatives e.g. solar panels, water re-use – n=1
- Facility-based action plans to guide investment and improvements, developed with COC, users – n=2

## 2.2 Management Committee Forums

This section summarises the key issues and common themes arising from the Lake Macquarie Management Committee forums conducted on 17 and 19 November 2020.

Across the two sessions, 12 management groups participated. The focus of these forums was on the management of sport within Lake Macquarie.

Overall, there was consensus that the current management arrangements implemented by Council for Lake Macquarie sporting infrastructure is fundamentally working well. The group considered the support received from Council to be very strong, however Council also allows the committees to work autonomously in order to maximise the use and viability of their facilities.

Whilst there was strong support for the current management model, the following common improvement themes were identified:

- Whilst the standard of mowing of playing fields was considered very good, Council could improve on maintenance of the surrounding areas, and routine maintenance to playing surfaces.
- The high wear areas of playing field can become unusable (eg. goal mouths, centre circles).
- There is an opportunity to improve the communication and collaboration between Management Committees and Council relating to prioritising facility improvements and investment.

- There is generally considered a shortage of multi-use indoor facilities.
- Vandalism is an ongoing challenge, however generally Council remedies any damage relatively quickly.
- Opportunities to enhance the Lake Mac Facility Manager could include the ability for online bookings and committee representative details capture to avoid duplicating input requirements, season on season.
- There is generally considered adequate access to playing areas for competitions, however there is increasing pressure on facilities to meet the increasing demand for training activities. This could be resolved by increasing the number of fields with lighting and/ or exploring partnerships with schools.
- With the increase of female participation in traditionally male orientated sports, the need for more universally accessible change rooms is increasing.
- Council could increase community use of tennis facilities by exploring contemporary technology booking and access options.
- Council could further assist Management Committees with promotion of events, programs and membership.
- Further clarity is required around the ability for facilities to maximise sponsorship revenue through signage.
- Electricity related costs are a major financial burden on facilities. Council could explore in partnership with facilities the implementation of solar solutions.

## 3. Lake Macquarie Clubs and User Groups

### 3.1 Lake Macquarie Clubs and User Groups Survey

This section summarises the key findings from the Lake Macquarie Clubs and User Groups Survey conducted online from 31 August to 6 October 2020.

A total of 88 surveys were completed with respondents providing information on:

- Facilities used, hours per week of use for training and competition including satisfaction with components of the facility, management and maintenance arrangements, including improvement suggestions
- Barriers that impact on sport delivery within Lake Macquarie
- Membership and reasons for change over the five-year period to 2020
- Impacts on operating from COVID-19
- Use of school facilities for sport delivery.
- Event use of facilities

The following 16 sports are represented in the User Groups Survey:

- Archery (n=2)
- Athletics (n=4)
- Australian Rules Football (n=4)
- Baseball (n=2)
- BMX (n=1)
- Bowls (lawn) (n=4)
- Cricket (n=7)
- Croquet (n=2)
- Football/ soccer (n=21)
- Horse riding (n=1)
- Netball (n=3)
- Oztag (n=1)
- Rugby League (n=10)
- Rugby Union (n=1)
- Softball (n=1)
- Tennis (n=7)

10 responses were received where the activity or contact details were not provided.

Where duplicate responses have been received (i.e., from the same group), these responses have been combined and counted as one.

The survey information is provided here with a collated table by sport.

Archery (N=2)			
<b>SSO</b>	Archery Society of NSW Inc		
<b>Regional Association</b>			
<b>Clubs</b>	Boolaroo Bowmen Field Archery Club, Westlakes Archers Inc		
Main Competition/ training Facility	Facility / Area	Hours/ week - Training	Hours/ week - Competition
	Fassifern Oval	2, 40	4, 20
Facility Satisfaction	Facility	Facility Component	Level of Satisfaction
Boolaroo Bowmen Field Archery Club	Fassifern Oval	Activity Surface	Satisfied
		Activity Lighting	Satisfied
		Amenities	Satisfied
		Supporting Infrastructure	Neutral
Westlakes Archers Inc	Fassifern Oval	Activity Surface	Neutral
		Activity Lighting	Satisfied
		Amenities	Very Satisfied
		Supporting Infrastructure	Very Unsatisfied

Archery (N=2)						
<b>Main barriers in delivering activity in Lake Macquarie</b>	All weather shooting range					
<b>Ranking of improvements</b>	<b>Rank</b>	<b>Facility</b>			<b>Infrastructure Area</b>	
Boolaroo Bowmen Field Archery Club	1	Fassifern Oval			Supporting Infrastructure	
Westlakes Archers Inc	1	Fassifern Oval			Supporting Infrastructure	
	2	Fassifern Oval			Activity Surface	
	3	Fassifern Oval			Activity Lighting	
<b>Satisfaction with Management Arrangements</b>	<b>Facility</b>		<b>Level of Satisfaction</b>		<b>Improvements required</b>	
Boolaroo Bowmen Field Archery Club	Fassifern Oval		Good		None at this time	
<b>Satisfaction with Access</b>	<b>Facility</b>		<b>Level of Satisfaction</b>		<b>Improvements required</b>	
Boolaroo Bowmen Field Archery Club	Fassifern Oval		Good		None at this time	
Westlakes Archers Inc	Fassifern Oval		Very Unsatisfied		All weather access which will help improve keep the Disabled parking area clear of dirt after rain.	
<b>Satisfaction with Maintenance Arrangements</b>	<b>Facility</b>		<b>Level of Satisfaction</b>		<b>Improvements required</b>	
Boolaroo Bowmen Field Archery Club	Fassifern Oval		Good		None at this time	
Westlakes Archers Inc	Fassifern Oval		Good			
<b>Membership (collated) (n=2)</b>		<b>2020</b>	<b>2019</b>	<b>2018</b>	<b>2017</b>	<b>2016</b>
	<b>Senior</b>	90%	90%	90%	75%	75%
	<b>Junior</b>	10%	10%	10%	25%	25%
	<b>Male</b>	71	65	65	56	56
	<b>Female</b>	15	13	14	9	14
	<b>LMCC (%)</b>	68	62	67	56	59
	<b>Non- LMCC (%)</b>	18	16	12	9	11
	<b>Total</b>	<b>86</b>	<b>78</b>	<b>79</b>	<b>65</b>	<b>70</b>
<b>Reasons for Changes</b>	<ul style="list-style-type: none"> <li>Age attrition, moving from area, changes in interest.</li> <li>cyclic</li> </ul>					
<b>COVID-19 impacts</b>	<ul style="list-style-type: none"> <li>Unable to accept new members - extension of membership periods</li> <li>Promotion</li> </ul>					
<b>Membership Capping/ Waiting List</b>	No					
<b>School-based community facilities used</b>	<b>School</b>	<b>Facility Type</b>		<b>Reasons</b>		
	No					
<b>Barriers to using school facilities for sport</b>	No					
<b>Facilities used for Events</b>	<b>Facility</b>	<b>Elements required to be brought in</b>				
Boolaroo Bowmen Field Archery Club	Fassifern Oval					
<b>Business or Development Plan</b>	No					
<b>Additional Comments</b>						

## Archery (N=2)

Westlakes Archers would like to provide more facilities for archers with a disability. This requires better access to the oval and funding to do this. There has been considerable interest recently by archers with a disability.

## Athletics (N=4)

<b>SSO</b>	Athletics NSW/ Little Athletics NSW		
<b>Regional Association</b>			
<b>Clubs</b>	Eastlakes Athletics Centre Inc., Cardiff & District Little Athletics Centre, Macquarie Hunter Athletics Club, Westlakes Athletics Club		
<b>Main Competition/ training Facility</b>	<b>Facility / Area</b>	<b>Hours/ week - Training</b>	<b>Hours/ week - Competition</b>
Eastlakes Athletics Centre Inc	Baxter Field	6	4
Cardiff & District Little Athletics Centre	Neegulbah Park	10	3
Macquarie Hunter Athletics Club	Hunter Sports Centre	3	4
Westlakes Athletics Club	Wangi Oval	6	3
<b>Facility Satisfaction</b>	<b>Facility</b>	<b>Facility Component</b>	<b>Level of Satisfaction</b>
	Baxter Field	Activity Surface	Neutral
		Activity Lighting	Neutral
		Amenities	Unsatisfied
		Supporting Infrastructure	Neutral
	Neegulbah Park	Activity Surface	Very Unsatisfied
		Activity Lighting	Unsatisfied
		Amenities	Satisfied
		Supporting Infrastructure	Satisfied
	Hunter Sports Centre	Activity Surface	Very Satisfied
		Activity Lighting	Very Satisfied
		Amenities	Very Satisfied
		Supporting Infrastructure	Very Satisfied
Wangi Oval	Activity Surface	Very Satisfied	
	Activity Lighting	Neutral	
	Amenities	Unsatisfied	
	Supporting Infrastructure	Satisfied	
<b>Main barriers in delivering activity in Lake Macquarie</b>	<ul style="list-style-type: none"> <li>The playing surface of the ground</li> <li>Facilities strict guidelines and communication between management of Hunter sports centre and the club.</li> <li>The lighting is ok for the main field but poor for long jump, discus and shotput. Equipment storage is also a major issue. We would also appreciate power supply and an awning near the finish line if we were to have timing gates.</li> </ul>		
<b>Ranking of improvements</b>	<b>Rank</b>	<b>Facility</b>	<b>Infrastructure Area</b>
Cardiff & District Little Athletics Centre	1	Neegulbah Park	Activity Surface
	2	Neegulbah Park	Activity Lighting
	3	Neegulbah Park	Supporting Infrastructure
Eastlakes Athletics Centre Inc	1	Baxter Field	Activity Surface
	2	Baxter Field	Amenities



Athletics (N=4)						
	3	Baxter Field	Supporting Infrastructure			
Macquarie Hunter Athletics Club	1	Hunter Sports Centre	Supporting Infrastructure			
	2	Hunter Sports Centre	Activity Surface			
	3	Hunter Sports Centre	Amenities			
Westlakes Athletics Club	1	Wangi Oval	Supporting Infrastructure			
	2	Wangi Oval	Activity Lighting			
	3	Wangi Oval	Amenities			
<b>Satisfaction with Management Arrangements</b> Eastlakes Athletics Centre Inc	<b>Facility</b>		<b>Level of Satisfaction</b>		<b>Improvements required</b>	
	Baxter Field		Good			
Cardiff & District Little Athletics Centre	Neegulbah Park		Very Unsatisfied		Nil	
Macquarie Hunter Athletics Club	Hunter Sports Centre		Neutral		More flexibility and collaboration when organising the season	
Westlakes Athletics Club	Wangi Oval		Unsatisfied		The ovals board rarely ever meets. The ovals board is very dysfunctional	
<b>Satisfaction with Access</b> Eastlakes Athletics Centre Inc	<b>Facility</b>		<b>Level of Satisfaction</b>		<b>Improvements required</b>	
	Baxter Field		Excellent			
Cardiff & District Little Athletics Centre	Neegulbah Park		Very Unsatisfied		Nil	
Macquarie Hunter Athletics Club	Hunter Sports Centre		Neutral		Allowing athletes to access the track in a number of sessions for free, not only one.	
Westlakes Athletics Club	Wangi Oval		Unsatisfied		We only have access to a very small number of keys. This makes it very difficult as we have a range of committee members who are involved who need access.	
<b>Satisfaction with Maintenance Arrangements</b> Eastlakes Athletics Centre Inc	<b>Facility</b>		<b>Level of Satisfaction</b>		<b>Improvements required</b>	
	Baxter Field		Good			
Cardiff & District Little Athletics Centre	Neegulbah Park		Very Unsatisfied		Nil	
Macquarie Hunter Athletics Club	Hunter Sports Centre		Excellent		Ensuring any maintenance or improvements are made outside our season dates, allowing for maximum usage for our members	
Westlakes Athletics Club	Wangi Oval		Neutral		The oval could have been top-dressed during COVID-19 Lock down but it wasn't. It's also difficult to ensure line marking is continually happening.	
<b>Membership (collated) (n=4)</b>		<b>2020</b>	<b>2019</b>	<b>2018</b>	<b>2017</b>	<b>2016</b>
	<b>Senior</b>	8%	11%	10%	11%	10%
	<b>Junior</b>	92%	89%	90%	89%	90%

Athletics (N=4)						
	<b>Male</b>	262	275	314	331	348
	<b>Female</b>	329	398	436	479	502
	<b>LMCC</b>	94%	96%	98%	96%	96%
	<b>Non- LMCC</b>	6%	4%	2%	4%	4%
	<b>Total</b>	<b>591</b>	<b>673</b>	<b>750</b>	<b>810</b>	<b>850</b>
<b>Reasons for Changes</b>	<ul style="list-style-type: none"> <li>Registrations are traditionally circular with stronger participation following an Olympic Games year other factors such as traditional winter sports now offering year round participation and factors such as poor running surface has seen some shifting to other clubs.</li> <li>Lack of active committee members has affected numbers during past seasons</li> <li>We have been actively trying to increase awareness of athletics and get into schools. This has increased our numbers over the last few years.</li> </ul>					
<b>COVID-19 impacts</b>	<ul style="list-style-type: none"> <li>look to vary start dates to compensate for finish dates of winter sports</li> <li>COVID-19 restrictions have reduced the amount of inter club carnivals etc that can be offered to athletes also this season no Zone and regional championships are available for participation. Also as an organisation we have been unable to promote the sport/ club within the schools. In spite of this are numbers are consistent with last season.</li> <li>With safety procedures and advertising</li> <li>Due to a lack of volunteers we have needed to cap registrations for this season. This ensures we can keep within our COVID-19 Safe Plans. I would think we would naturally have a few less members anyway. We will do the same things we've done in order to get them there in the first place.</li> </ul>					
<b>Membership Capping/ Waiting List</b>	No (3) 15 athletes per age group (B+G)					
<b>School-based community facilities used</b>	<b>School</b>	<b>Facility Type</b>		<b>Reasons</b>		
	No					
<b>Barriers to using school facilities for sport</b>	No					
<b>Facilities used for Events</b>	<b>Facility</b>	<b>Elements required to be brought in</b>				
Macquarie Hunter Athletics Club	Hunter Sports Centre					
Cardiff & District Little Athletics Centre	Neegulbah Park					
<b>Business or Development Plan</b>	No					
<b>Additional Comments</b>						
It would be good to have a master plan for improvement at Wangi Oval, especially for increasing storage, toilet blocks and lighting/ power. If we can improve these things we'll be able to offer a better, more streamlined service						

Australian Rules Football (N=4)			
<b>SSO</b>	AFL NSWACT		
<b>Regional Association</b>			
<b>Clubs</b>	Cardiff Australian Football Club, Lake Macquarie Dockers AFL Club, Warner's Bay AFL Club, Warners Bay Junior AFL		
<b>Main Competition/ training Facility</b>	<b>Facility / Area</b>	<b>Hours/ week - Training</b>	<b>Hours/ week - Competition</b>
	Tulkaba Park	12	6
	Feighan Oval	18	27

Australian Rules Football (N=4)			
	Pasterfield Sports Complex	12	15
<b>Facility Satisfaction</b> Warner's Bay AFL Club	<b>Facility</b>	<b>Facility Component</b>	<b>Level of Satisfaction</b>
	Feighan Oval	Activity Surface	Satisfied
		Activity Lighting	Satisfied
		Amenities	Neutral
		Supporting Infrastructure	Unsatisfied
Cardiff Australian Football Club	Pasterfield Sports Complex	Activity Surface	Very Satisfied
		Activity Lighting	Very Satisfied
		Amenities	Very Satisfied
		Supporting Infrastructure	Satisfied
Lake Macquarie Dockers AFL Club	Tulkaba Park	Activity Surface	Unsatisfied
		Activity Lighting	Unsatisfied
		Amenities	Satisfied
		Supporting Infrastructure	Unsatisfied
<b>Main barriers in delivering activity in Lake Macquarie</b>	<ul style="list-style-type: none"> <li>We are in the process of having our amenities and club rooms upgraded, which will also include formalised parking. Seeing and shaded areas are still lacking however.</li> <li>We would like a second "junior" ground, at Pasterfield, as our number of players has increased year on year for the past 5 years and we find it difficult to have them all training on one ground and would like more flexibility with game hosting - particularly with juniors on a Sunday.</li> <li>Funding to improve the oval surfaces</li> </ul>		
<b>Ranking of improvements</b> Cardiff Australian Football Club	<b>Rank</b>	<b>Facility</b>	<b>Infrastructure Area</b>
	1	Pasterfield Sports Complex	Supporting Infrastructure
	2	Pasterfield Sports Complex	Activity Surface
	3	Pasterfield Sports Complex	Amenities
Warner's Bay AFL Club	1	Feighan Oval	
	2	Tulkaba Park	
	3	Pasterfield Sports Complex	
Lake Macquarie Dockers AFL Club	1	Tulkaba Park	Activity Surface
	2	Tulkaba Park	Activity Lighting
	3	Tulkaba Park	Amenities
<b>Satisfaction with Management Arrangements</b>	<b>Facility</b>	<b>Level of Satisfaction</b>	<b>Improvements required</b>
	Feighan Oval	Good	Nothing major. Communication is clear but sometimes a little slow with responses.
	Pasterfield Sports Complex	Good	That the Operating Committee have more control over the functioning of the facility - e.g. watering of the ground in dry periods
	Tulkaba Park	Good	More information from Council to the Ovals Board regarding improvements etc that are planned for the oval and facilities.
<b>Satisfaction with Access</b>	<b>Facility</b>	<b>Level of Satisfaction</b>	<b>Improvements required</b>
	Feighan Oval	Good	Clearly defined agreements with shared uses. AFL vs Cricket
	Pasterfield Sports Complex	Excellent	Some issues need to be talked through with The Canopy group to ensure smoother running of the facility.

Australian Rules Football (N=4)						
	Tulkaba Park	Excellent				
Satisfaction with Maintenance Arrangements	<b>Facility</b>	<b>Level of Satisfaction</b>		<b>Improvements required</b>		
	Feighan Oval	Good		New facilities will likely not need much not watering of the fields during winter is sometimes lacking.		
	Pasterfield Sports Complex	Good		More pro-active maintenance in some areas would be good - e.g. roller doors are a problem and need to be addressed from a safety viewpoint.		
	Tulkaba Park	Neutral		More general maintenance on the playing surface e.g. spraying (including surrounding areas), feeding		
Membership (collated) (n=1)		<b>2020</b>	<b>2019</b>	<b>2018</b>	<b>2017</b>	<b>2016</b>
	<b>Senior</b>	30%	28%	28%	30%	38%
	<b>Junior</b>	70%	72%	72%	70%	62%
	<b>Male</b>	736	683	702	467	481
	<b>Female</b>	347	321	198	117	66
	<b>LMCC (%)</b>	90%	90%	85%	85%	85%
	<b>Non- LMCC (%)</b>	10%	10%	15%	15%	15%
	<b>Total</b>	<b>1083</b>	<b>1004</b>	<b>900</b>	<b>584</b>	<b>547</b>
<b>Reasons for Changes</b>	<ul style="list-style-type: none"> <li>A growth in Youth Girls and Womens AFL participation has seen our number change</li> <li>Introduction of women's competition in seniors. Increase in female participation in junior teams and also strong development scheme for junior club in local community. Afl is also becoming more popular and the establishment of Auskick programs also helps with getting kids in younger who then move through junior comps.</li> <li>Numbers had been building strongly in the junior and female areas in 2018 &amp; 2019. Our numbers dropped by about 15% in seniors and about 30% in juniors after COVID-19.</li> </ul>					
<b>COVID-19 impacts</b>	<ul style="list-style-type: none"> <li>No x1</li> <li>Clear communication about COVID safety approaches. Keeping in contact and reaching back out into the community.</li> <li>Strong recruitment over Christmas break</li> </ul>					
<b>Membership Capping/ Waiting List</b>	<ul style="list-style-type: none"> <li>No x1</li> <li>Some team/age group caps are necessary in the junior competitions</li> <li>Some junior age groups are between sizes in being able to start extra teams.</li> </ul>					
<b>School-based community facilities used</b>	<b>School</b>	<b>Facility Type</b>		<b>Reasons</b>		
	No					
<b>Barriers to using school facilities for sport</b>	No					
<b>Facilities used for Events</b>	<b>Facility</b>	<b>Elements required to be brought in</b>				
<b>Business or Development Plan</b>	No					
<b>Additional Comments</b>						
<ul style="list-style-type: none"> <li>The costs per player of the tier 1 grounds can be difficult to budget for especially when sponsorship and other revenue means drop off.</li> <li>Understanding funding avenues for community sport development is sometimes hard to be aware of.</li> </ul>						

Baseball (N=2)			
<b>SSO</b>	Baseball NSW		
<b>Regional Association</b>			
<b>Clubs</b>	Phoenix Charlestown Baseball Club, Toronto Tigers Baseball Club		
<b>Main Competition/ training Facility</b> Phoenix Charlestown Baseball Club	<b>Facility / Area</b>	<b>Hours/ week - Training</b>	<b>Hours/ week - Competition</b>
	Carbeen Street Oval Windsor Oval	8	16
Toronto Tigers Baseball Club	Waterboard Oval	12	20
<b>Facility Satisfaction</b> Phoenix Charlestown Baseball Club	<b>Facility</b>	<b>Facility Component</b>	<b>Level of Satisfaction</b>
	Carbeen Street Oval	Activity Surface	Satisfied
Activity Lighting		Very Unsatisfied	
Amenities		Neutral	
Supporting Infrastructure		Unsatisfied	
Windsor Oval	Activity Surface		
	Activity Lighting		
	Amenities		
	Supporting Infrastructure		
Toronto Tigers Baseball Club	Waterboard Oval	Activity Surface	Satisfied
		Activity Lighting	Very Unsatisfied
		Amenities	Very Unsatisfied
		Supporting Infrastructure	Neutral
<b>Main barriers in delivering activity in Lake Macquarie</b>	<ul style="list-style-type: none"> <li>Internet access for QR code sign in and canteen eftpos - Wi-Fi deadspot Motorcycles Graffiti Public patrons ignoring signage</li> <li>Our facilities are inadequate and outdated. We have no change room facilities, the amenities block is not big enough for the amount of people attending. The Canteen facility is ok but the building is dated and in need of repair or replacement. The storage facilities we currently used which was placed there by council is falling apart, has holes in the floor and is not adequate for a growing club.</li> </ul>		
<b>Ranking of improvements</b> Phoenix Charlestown Baseball Club	<b>Rank</b>	<b>Facility</b>	<b>Infrastructure Area</b>
	1	Carbeen Street Oval	Supporting Infrastructure
Toronto Tigers Baseball Club	2	Carbeen Street Oval	Activity Lighting
	3	Carbeen Street Oval	Amenities
	1	Waterboard Oval	Supporting Infrastructure
Toronto Tigers Baseball Club	2	Waterboard Oval	Amenities
	3	Waterboard Oval	Activity Lighting
<b>Satisfaction with Management Arrangements</b> Phoenix Charlestown Baseball Club	<b>Facility</b>	<b>Level of Satisfaction</b>	<b>Improvements required</b>
	Carbeen Street Oval	Good	Maintenance addressed in a more timely manner.
Toronto Tigers Baseball Club	Waterboard Oval	Neutral	It's OK
<b>Satisfaction with Access</b> Phoenix Charlestown Baseball Club	<b>Facility</b>	<b>Level of Satisfaction</b>	<b>Improvements required</b>
	Carbeen Street Oval	Excellent	Improved security with a bar to the second vehicle entrance.
Toronto Tigers Baseball Club	Waterboard Oval	Good	Just maintenance in topping up the gravel to keep the access safe and free from potholes
	<b>Facility</b>	<b>Level of Satisfaction</b>	<b>Improvements required</b>

Baseball (N=2)						
<b>Satisfaction with Maintenance Arrangements</b> Phoenix Charlestown Baseball Club	Carbeen Street Oval	Unsatisfied	Maintenance requests to be addressed in a more timely manner.			
Toronto Tigers Baseball Club	Waterboard Oval	Good	It would be good to have someone check in a couple of times a year and ask if anything has been noticed that needs attention.			
<b>Membership (collated) (n=2)</b>		<b>2020</b>	<b>2019</b>	<b>2018</b>	<b>2017</b>	<b>2016</b>
	<b>Senior</b>	2%	60%	70%	78%	78%
	<b>Junior</b>	98%	40%	30%	22%	22%
	<b>Male</b>	59	226	239	238	221
	<b>Female</b>	5	40	18	12	12
	<b>LMCC (%)</b>	75%	68%	68%	68%	70%
	<b>Non- LMCC (%)</b>	25%	32%	32%	32%	30%
	<b>Total</b>	<b>64</b>	<b>266</b>	<b>257</b>	<b>250</b>	<b>233</b>
<b>Reasons for Changes</b>	<ul style="list-style-type: none"> <li>Increase in junior participation due to active marketing of the club, excellent results, qualified and active coaches and being awarded Junior Club of the year in 2017, 2018 and 2019.</li> <li>Our junior numbers dropped off around 2016 due to lack of kids playing sport and lack of people to run the teams and 2017 was no different. 2018 saw new members join who did a big push with advertising to get juniors into the sport and have a go our numbers increased and then in 2019 we did a HUGE advert campaign and visited all the schools in the area and our junior numbers soared especially our girls participation which is our main focus area at the moment. we had no senior season in 2020 and only a limited junior season due to COVID-19 19.</li> </ul>					
<b>COVID-19 impacts</b>	<ul style="list-style-type: none"> <li>The local senior competition was cancelled for the season. We have continued to communicate with all members throughout the season, some have been involved as COVID-19 volunteers and continue to express their desire to play next season.</li> <li>No senior competitions or events and many parents have multiple children and couldn't let their children play due to not being able to bring siblings to games, many families simply couldn't play</li> </ul>					
<b>Membership Capping/ Waiting List</b>	No					
<b>School-based community facilities used</b>	<b>School</b>	<b>Facility Type</b>		<b>Reasons</b>		
	No					
<b>Barriers to using school facilities for sport</b>	No					
<b>Facilities used for Events</b>	<b>Facility</b>	<b>Elements required to be brought in</b>				
Toronto Tigers Baseball Club	Finnan Oval					
Toronto Tigers Baseball Club	Waterboard Oval	Additional toilets, when we host our Lake Macquarie games for juniors and our senior masters competition we have to hire additional toilets at a significant cost and we have to hire or borrow tents and gazebo's as extra canteen area's and event coordination.				
<b>Business or Development Plan</b>	No					
<b>Additional Comments</b>						
<ul style="list-style-type: none"> <li>Funding - information about how it is distributed. Access for people with disabilities and wheelchair access to amenities. Further information on how to access council funding and grants. Currently we are dry hiring the fields to organisations including NSW Baseball, Hunter Academy of Sport, Newcastle Baseball Association and Hunter Sports</li> </ul>						

**Baseball (N=2)**

High School and these organisations are currently looking at a 3 - 5 year plan for hiring the facilities for high performance programs.

- Better facilities need to be provided in order for clubs to grow their sports, inadequate facilities mean you cannot run at full capacity or hold larger events meaning your exposure and community involvement is limited. Our goal is to grow our club's junior numbers to ensure the future of our sport our main focus in doing this is female participants.

**BMX (N=1)**

<b>SSO</b>	Cycling NSW					
<b>Regional Association</b>						
<b>Clubs</b>	Lake Macquarie BMX club					
<b>Main Competition/ training Facility</b>	<b>Facility / Area</b>	<b>Hours/ week - Training</b>		<b>Hours/ week - Competition</b>		
	Lake Macquarie BMX	13		0		
<b>Facility Satisfaction</b>	<b>Facility</b>	<b>Facility Component</b>		<b>Level of Satisfaction</b>		
	Lake Macquarie BMX	Activity Surface				
		Activity Lighting		Satisfied		
		Amenities		Unsatisfied		
	Supporting Infrastructure		Unsatisfied			
<b>Main barriers in delivering activity in Lake Macquarie</b>	Financial support to maintain facilities and track surrounds to an adequate condition					
<b>Ranking of improvements</b>	<b>Rank</b>	<b>Facility</b>		<b>Infrastructure Area</b>		
	1	Lake Macquarie BMX		Activity Surface		
	2	Lake Macquarie BMX		Amenities		
	3	Lake Macquarie BMX		Supporting Infrastructure		
<b>Satisfaction with Management Arrangements</b>	<b>Facility</b>	<b>Level of Satisfaction</b>		<b>Improvements required</b>		
	Lake Macquarie BMX	Neutral		Contribution from Lake Macquarie City Council		
<b>Satisfaction with Access</b>	<b>Facility</b>	<b>Level of Satisfaction</b>		<b>Improvements required</b>		
	Lake Macquarie BMX	Unsatisfied		Facility accessible to the public		
<b>Satisfaction with Maintenance Arrangements</b>	<b>Facility</b>	<b>Level of Satisfaction</b>		<b>Improvements required</b>		
	Lake Macquarie BMX	Unsatisfied		Contribution by LMCC of surrounds not track		
<b>Membership (collated)</b>		<b>2020</b>	<b>2019</b>	<b>2018</b>	<b>2017</b>	<b>2016</b>
	<b>Senior</b>	10%	10%	15%	15%	15%
	<b>Junior</b>	90%	90%	85%	85%	85%
	<b>Male</b>	238	238	333	333	380
	<b>Female</b>	12	12	17	17	20
	<b>LMCC (%)</b>	90%		90%		90%
	<b>Non- LMCC (%)</b>	10%		10%		10%
	<b>Total</b>	<b>250</b>	<b>250</b>	<b>350</b>	<b>350</b>	<b>400</b>
<b>Reasons for Changes</b>	<ul style="list-style-type: none"> <li>• Opening of other track nearby (San Remo); Track surface upgrades at other clubs</li> </ul>					
<b>COVID-19 impacts</b>	<ul style="list-style-type: none"> <li>• Members did not renew membership due to COVID-19 and being unable to ride</li> </ul>					
<b>Membership Capping/ Waiting List</b>	No					
	<b>School</b>	<b>Facility Type</b>		<b>Reasons</b>		

BMX (N=1)			
School-based community facilities used	No		
Barriers to using school facilities for sport	No		
Facilities used for Events	Facility	Elements required to be brought in	
Business or Development Plan	No		
<b>Additional Comments</b>			
<ul style="list-style-type: none"> <li>A pump track structure would benefit the sporting community. Additional financial support for LMBMX to maintain facilities along with general maintenance support from council</li> </ul>			

Bowls (N=4)			
SSO			
Regional Association			
Clubs	Toronto Workers Bowling Club, Warners Bay Sports Club - Co-op, Cardiff Bowling Club, Charlestown Bowling Club		
Main Competition/ training Facility	Facility / Area	Hours/ week - Training	Hours/ week - Competition
	Cardiff Bowling Club	45	40
Charlestown Bowling Club	Charlestown Bowling Club Ltd	20	20
Toronto Workers Bowling Club	Toronto Workers Club	4	12
Warners Bay Sports Club - Co-op	Warners Bay Sports Club	24	12
Facility Satisfaction	Facility	Facility Component	Level of Satisfaction
	Cardiff Bowling Club	Activity Surface	Satisfied
		Activity Lighting	Unsatisfied
		Amenities	Satisfied
		Supporting Infrastructure	Satisfied
	Charlestown Bowling Club Ltd	Activity Surface	Satisfied
		Activity Lighting	Satisfied
		Amenities	Satisfied
		Supporting Infrastructure	Satisfied
	Toronto Workers Club	Activity Surface	Satisfied
		Activity Lighting	Very Satisfied
		Amenities	Neutral
		Supporting Infrastructure	Very Satisfied
Warners Bay Sports Club	Activity Surface	Unsatisfied	
	Activity Lighting	Unsatisfied	
	Amenities	Satisfied	
	Supporting Infrastructure	Unsatisfied	
Main barriers in delivering activity in Lake Macquarie	<ul style="list-style-type: none"> <li>Age demographics</li> <li>Facilities / infrastructure/ Financial restrictions</li> </ul>		



Bowls (N=4)						
	<ul style="list-style-type: none"> <li>Space to expand</li> <li>Increasing membership</li> </ul>					
Ranking of improvements	<b>Rank</b>	<b>Facility</b>	<b>Infrastructure Area</b>			
	1	Cardiff Bowling Club	Activity Lighting			
	2	Cardiff Bowling Club	Supporting Infrastructure			
	3	Cardiff Bowling Club	Amenities			
	1	Charlestown Bowling Club Ltd	Activity Surface			
	2	Charlestown Bowling Club Ltd	Activity Lighting			
	3	Charlestown Bowling Club Ltd	Supporting Infrastructure			
	1	Toronto Workers Club	Amenities			
	2	Toronto Workers Club	Activity Surface			
	3	Toronto Workers Club	Activity Lighting			
Satisfaction with Management Arrangements	<b>Facility</b>	<b>Level of Satisfaction</b>	<b>Improvements required</b>			
	Cardiff Bowling Club	Good	Unsure			
	Charlestown Bowling Club Ltd	Excellent	Happy with arrangement. Well supported			
	Toronto Workers Club	Excellent	Nil			
	Warners Bay Sports Club	Neutral	Increase community / council participation			
Satisfaction with Access	<b>Facility</b>	<b>Level of Satisfaction</b>	<b>Improvements required</b>			
	Cardiff Bowling Club	Neutral	Unsure			
	Charlestown Bowling Club Ltd	Excellent	Improved access from bus stops			
	Toronto Workers Club	Excellent	Nil			
	Warners Bay Sports Club	Unsatisfied	improve bowling greens, seating and sun protection for participants			
Satisfaction with Maintenance Arrangements	<b>Facility</b>	<b>Level of Satisfaction</b>	<b>Improvements required</b>			
	Cardiff Bowling Club	Neutral				
	Charlestown Bowling Club Ltd	Good	None			
	Toronto Workers Club	Good	General green maintenance			
	Warners Bay Sports Club	Very Unsatisfied	Initiate an arrangement			
Membership (collated) (n=4)		<b>2020</b>	<b>2019</b>	<b>2018</b>	<b>2017</b>	<b>2016</b>
	<b>Senior</b>	98%	100%	100%	100%	100%
	<b>Junior</b>	2%				
	<b>Male</b>	931	955	965	963	970
	<b>Female</b>	332	377	414	413	416
	<b>LMCC (%)</b>	94%	95%	95%	95%	95%
	<b>Non- LMCC (%)</b>	6%	5%	5%	5%	5%
	<b>Total</b>	<b>1263</b>	<b>1332</b>	<b>1379</b>	<b>1376</b>	<b>1386</b>
Reasons for Changes	<ul style="list-style-type: none"> <li>Health and relocation</li> <li>Older participants effected by heat</li> <li>Membership does vary due to the age of members at a Bowling club</li> <li>Declining numbers due to decreased popularity of sport.</li> </ul>					
COVID-19 impacts	<ul style="list-style-type: none"> <li>Vaccine - many players &gt; 70 years</li> </ul>					

Bowls (N=4)			
	<ul style="list-style-type: none"> <li>Rearranged Bowls events to coincide with club open hours restrictions and player participation restriction</li> <li>The club was closed for two and half months around the time that membership fees were due.</li> </ul>		
<b>Membership Capping/ Waiting List</b>	<ul style="list-style-type: none"> <li>No (x2)</li> <li>Originally when clubs were allowed to reopen only 10 persons were allowed on an entire green, with a maximum of 4 persons on a rink with a rink separation between. As restrictions have been eased more participants have been allowed.</li> <li>Because we only have two greens and particularly of a Saturday gala where we have bowlers on a reserve list.</li> </ul>		
<b>School-based community facilities used</b>	<b>School</b>	<b>Facility Type</b>	<b>Reasons</b>
	No		
<b>Barriers to using school facilities for sport</b>	No		
<b>Facilities used for Events</b>	<b>Facility</b>	<b>Elements required to be brought in</b>	
<b>Business or Development Plan</b>	No		
<b>Additional Comments</b>			
<ul style="list-style-type: none"> <li>All sports need to be accommodated. Especially sports played by senior citizens</li> <li>We need new lighting.</li> </ul>			

Cricket (N=7)			
<b>SSO</b>	Cricket NSW		
<b>Regional Association</b>			
<b>Clubs</b>	Charlestown District Cricket Club, Cricket Southern Lakes, Edgeworth Sport & Rec Old Boys Cricket Club, Hillsborough Cricket Club, Redhead Cricket Club, Swansea Caves Cricket Club, Valentine Eleebana Cricket Club		
<b>Main Competition/ training Facility</b>	<b>Facility / Area</b>	<b>Hours/ week - Training</b>	<b>Hours/ week - Competition</b>
Charlestown District Cricket Club	Charlestown Oval	0	8
	Kahibah Oval	10	14
Cricket Southern Lakes	Ron Hill Oval	10	20
Edgeworth Sport & Rec Old Boys Cricket Club	Bill Bower Oval	2	2
Hillsborough Cricket Club	Hillsborough Oval	4	6
Redhead Cricket Club	Liles Oval	2	6
Swansea Caves Cricket Club	Chapman Oval	10	12
	Quinn Park	20	4
Valentine Eleebana Cricket Club	Croudace Bay Sports Complex	15	18
<b>Facility Satisfaction</b>	<b>Facility</b>	<b>Facility Component</b>	<b>Level of Satisfaction</b>
Charlestown District Cricket Club	Charlestown Oval	Activity Surface	Very Satisfied
		Activity Lighting	Neutral
		Amenities	Neutral
		Supporting Infrastructure	Neutral

Cricket (N=7)			
	Kahibah Oval	Activity Surface	Satisfied
		Activity Lighting	Satisfied
		Amenities	Very Satisfied
		Supporting Infrastructure	Satisfied
Cricket Southern Lakes	Ron Hill Oval	Activity Surface	Satisfied
		Activity Lighting	Unsatisfied
		Amenities	Satisfied
		Supporting Infrastructure	Unsatisfied
Edgeworth Sport & Rec Old Boys Cricket Club	Bill Bower Oval	Activity Surface	Unsatisfied
		Activity Lighting	Very Satisfied
		Amenities	Very Unsatisfied
		Supporting Infrastructure	Neutral
Hillsborough Cricket Club	Hillsborough Oval	Activity Surface	Unsatisfied
		Activity Lighting	NA
		Amenities	Neutral
		Supporting Infrastructure	Unsatisfied
Redhead Cricket Club	Liles Oval	Activity Surface	Satisfied
		Activity Lighting	Unsatisfied
		Amenities	Satisfied
		Supporting Infrastructure	Neutral
Swansea Caves Cricket Club	Chapman Oval	Activity Surface	Satisfied
		Activity Lighting	Satisfied
		Amenities	Satisfied
		Supporting Infrastructure	Satisfied
	Quinn Park	Activity Surface	Very Unsatisfied
		Activity Lighting	NA
		Amenities	Neutral
Valentine Eleebana Cricket Club	Croudace Bay Sports Complex	Activity Surface	Neutral
		Activity Lighting	Neutral
		Amenities	Neutral
		Supporting Infrastructure	Neutral
<b>Main barriers in delivering activity in Lake Macquarie</b>	<ul style="list-style-type: none"> <li>• Lack of storage is a barrier to the intended use of the facility. For example, winter codes are forced to use change rooms for storage of equipment and as storage for rubbish bins.</li> <li>• Quality of synthetic playing surfaces for cricket</li> <li>• Sight screen for this cricket ground (Ron Hill Oval) at the Northern end is in dire need of replacement and could be a public liability at some point if not resolved.</li> <li>• No fencing around ground for cricket balls or for the soccer balls in alternate season. Ball into cricket /scrub could cause Injury on retrieving the balls.</li> <li>• Protection from the sun for spectators and non participating players</li> <li>• Volunteer hours taken up by more and more red tape. Clubs having to bear the cost of almost everything.</li> <li>• Mostly pretty good. Shared ground can be a challenge, but is manageable for both parties. The funding from Ovals Board that we make up with Kahibah Soccer Club is currently deemed only to be spent on bills such as power and some other small improvements. In future CCDC will incur more funding into the Board due to the forthcoming practice facility to which there will be several bodies hiring. We will need</li> </ul>		

Cricket (N=7)			
	to use Oval Boards funding in the future to maintain this practice facility. Mostly things like service things are ok. Rules about advertising signage makes it difficult to give sponsors exposure. There is an ongoing problem that the grounds will not be mowed short enough to play high quality cricket. A future Ovals Board arrangement at Charlestown Oval would be preferable.		
Ranking of improvements	Rank	Facility	Infrastructure Area
Edgeworth Sport & Rec Old Boys Cricket Club	1	Bill Bower Oval	Amenities
	2	Bill Bower Oval	Activity Surface
	3	Bill Bower Oval	Supporting Infrastructure
Swansea Caves Cricket Club	1	Quinn Park	Activity Surface
	2	Quinn Park	Supporting Infrastructure
	3		
Valentine Eleebana Cricket Club	1	Croudace Bay Sports Complex	Activity Surface
	2	Croudace Bay Sports Complex	Amenities
	3	Croudace Bay Sports Complex	Supporting Infrastructure
Cricket Southern Lakes	1	Ron Hill Oval	Supporting Infrastructure
	2	Awaba Oval	Amenities
	3	Pendlebury Oval	Activity Surface
Redhead Cricket Club	1	Liles Oval	Supporting Infrastructure
	2	Liles Oval	Activity Surface
	3	Liles Oval	Activity Lighting
Charlestown District Cricket Club	1	Kahibah Oval	Supporting Infrastructure
	2	Charlestown Oval	Supporting Infrastructure
Satisfaction with Management Arrangements	Facility	Level of Satisfaction	Improvements required
Edgeworth Sport & Rec Old Boys Cricket Club	Bill Bower Oval	Very Unsatisfied	As a seasonal user, my organisation is excluded from the current management model (operating committee) in place at this facility. As such, we are often excluded from the decision making process of this facility. For a major user, representation on this committee is essential.
Swansea Caves Cricket Club	Chapman Oval	Good	
Charlestown District Cricket Club	Charlestown Oval	Neutral	In need of an ovals board.
Valentine Eleebana Cricket Club	Croudace Bay Sports Complex	Neutral	
Hillsborough Cricket Club	Hillsborough Oval	Good	Keys to be supplied. Currently only one key issued as last owners the AFL, did not hand all back
Charlestown District Cricket Club	Kahibah Oval	Good	Ovals Board arrangement and shared site with soccer club has its challenges, but overall is a good working option at Kahibah.
Redhead Cricket Club	Liles Oval	Excellent	nil, the grounds committee is very active and keeps the cricket club abreast of any issues or improvements
Swansea Caves Cricket Club	Quinn Park	Good	The surface here is full of bindies and bumpy and mostly unplayable for the summer
Cricket Southern Lakes	Ron Hill Oval	Excellent	Ovals board works very well

Cricket (N=7)						
Satisfaction with Access	Facility	Level of Satisfaction			Improvements required	
Edgeworth Sport & Rec Old Boys Cricket Club	Bill Bower Oval	Very Unsatisfied			None	
Swansea Caves Cricket Club	Chapman Oval	Excellent				
Charlestown District Cricket Club	Charlestown Oval	Good			Unsure what question is actually asking.	
Valentine Eleebana Cricket Club	Croudace Bay Sports Complex	Good			Extending the concrete path from the netball clubhouse to the cricket nets to improve accessibility for those in a wheelchair and make it easier for us to move the bowling machine between the nets and our storage shed.	
Hillsborough Cricket Club	Hillsborough Oval	Neutral			Keys and Fencing	
Charlestown District Cricket Club	Kahibah Oval	Good			unsure what question is actually asking.	
Redhead Cricket Club	Liles Oval	Good			pave the gravel road from the carpark to the new shed	
Swansea Caves Cricket Club	Quinn Park	Good				
Cricket Southern Lakes	Ron Hill Oval	Excellent				
Satisfaction with Maintenance Arrangements	Facility	Level of Satisfaction			Improvements required	
Edgeworth Sport & Rec Old Boys Cricket Club	Bill Bower Oval	Good				
Swansea Caves Cricket Club	Chapman Oval	Good				
Charlestown District Cricket Club	Charlestown Oval	Good				
Valentine Eleebana Cricket Club	Croudace Bay Sports Complex	Good			For the last 10 years we solely maintained the cricket nets ourselves. We recently put a request in for LMCC to replace damaged panels and they were promptly replaced, which was fantastic. Given that this was our first foray into asking for council assistance with maintenance, it would be nice to know more about the budget (presumably tied to the training fees we pay) and scope of works for other repairs in future.	
Hillsborough Cricket Club	Hillsborough Oval	Good			Nil. Always clean. Always mowed.	
Charlestown District Cricket Club	Kahibah Oval	Good				
Redhead Cricket Club	Liles Oval	Good			Liles Oval 01 has a very poor playing surface	
Swansea Caves Cricket Club	Quinn Park	Very Unsatisfied			Grounds needs to be levelled with something done during summer about bindies	
Cricket Southern Lakes	Ron Hill Oval	Good			when council maintenance is required it is usually quite prompt, cannot complain.	
Membership (collated) (n=7)		2020	2019	2018	2017	2016
	Senior	65%	72%	70%	70%	71%
	Junior	35%	28%	30%	30%	29%
	Male	839	831	827	843	761

Cricket (N=7)						
	<b>Female</b>	68	53	53	35	16
	<b>LMCC (%)</b>	88%	86%	88%	87%	88%
	<b>Non- LMCC (%)</b>	12%	14%	12%	13%	12%
	<b>Total</b>	<b>907</b>	<b>884</b>	<b>880</b>	<b>878</b>	<b>777</b>
<b>Reasons for Changes</b>	<ul style="list-style-type: none"> <li>Cricket itself has undergone some challenges</li> <li>We gained 2 new senior teams in 2020 (1 brand new and 1 from another club) and 1 other senior team only tends to play every 2nd season. Other changes are just due to natural fluctuation in the number of people (particularly juniors) playing cricket.</li> <li>Increased female and junior participation with additional programs on offer</li> <li>This year a second Cricket team has joined to use the oval as their primary home ground</li> <li>there was a change in structure for junior teams to the NDCA</li> <li>Been pretty consistent</li> </ul>					
<b>COVID-19 impacts</b>	<ul style="list-style-type: none"> <li>No x 5</li> <li>Yes: <ul style="list-style-type: none"> <li>A later winter season has seen registrations drop dramatically this summer</li> <li>We have lost a few teams and suspect this is at least partly due to COVID-19. We have worked hard on our COVID-19 safety plan to demonstrate that cricket is a safe sport and our club is leading the way to allay any fears. We are also working closely with Cricket NSW on marketing and promotion.</li> </ul> </li> </ul>					
<b>Membership Capping/ Waiting List</b>	<ul style="list-style-type: none"> <li>No (x6)</li> <li>Restrictions apply to practical numbers per team registered (around 17/18 per team).</li> </ul>					
<b>School-based community facilities used</b>	<b>School</b>	<b>Facility Type</b>		<b>Reasons</b>		
	No (x3)					
Valentine Eleebana Cricket Club	Valentine Public School	Fields Training Spaces		We have a good relationship with the school and have traditionally used the cricket pitch on the oval for junior matches and the nets for training. Our club has grown considerably over the years and needed extra space, so the school provided us with the perfect opportunity.		
Charlestown District Cricket Club	Hunter Sports High	Fields Training Spaces		We cannot access our normal grounds in football season or wet weather		
<b>Barriers to using school facilities for sport</b>	No (x4) There are unused cricket nets near Swansea high. If these were upgraded they would provide an amazing facility for residents					
<b>Facilities used for Events</b>	<b>Facility</b>	<b>Elements required to be brought in</b>				
Cricket Southern Lakes	Auston Oval					
Cricket Southern Lakes	Awaba Oval					
Cricket Southern Lakes	Croft Oval					
Cricket Southern Lakes	Finnan Oval					
Cricket Southern Lakes	Pendlebury Oval					
Cricket Southern Lakes	Todd Street Oval					
Cricket Southern Lakes	Toronto Oval					
Cricket Southern Lakes	Tulkaba Park					
Cricket Southern Lakes	Walters Park					
Cricket Southern Lakes	Waterboard Oval					

Cricket (N=7)		
Charlestown District Cricket Club	Charlestown Bowling Club Limited	
Edgeworth Sport & Rec Old Boys Cricket Club	Edgeworth Fields	Storage facility increase
<b>Business or Development Plan</b>	No	
Additional Comments		
<ul style="list-style-type: none"> <li>Whilst supporting the use of operating committees to manage facilities, I believe when it comes to these bodies attempting to implement improvements to grounds (e.g. extending amenities blocks), it is too great a workload for volunteers. My facility (Bill Bower Oval) has significant funds from commercial users but the operating committee have struggled with/been overwhelmed by the process of meeting planning guidelines. More support is needed for these operating committees.</li> <li>Whilst the situation has improved over the last 2 years or so, we still feel that winter sports are prioritised over cricket. Maintenance is usually carried out during the cricket season rather than the football season, which leaves us without grounds for a number of weeks. Having an opportunity to work with LMCC and other ground users to minimise the impact of maintenance work for all parties would be greatly appreciated.</li> <li>Fence has been promised for years. And even last year they removed the existing mesh fence we had and replaced it with an open fence and is causing a lot of problems</li> <li>Overall we are pretty happy with the state of affairs, there are always a few issues getting things done or agreeing on things with our fellow ground users, but they are overall good facilities. We are very happy that the Council supported out large practice facility project, but it took an inordinate amount of time, which lead to funds being lost.</li> </ul>		

Croquet (N=2)				
<b>SSO</b>	Croquet NSW			
<b>Regional Association</b>				
<b>Clubs</b>	Macquarie City Croquet Club Inc, Toronto Croquet Club Inc.			
Main Competition/ training Facility	Facility / Area	Hours/ week - Training	Hours/ week - Competition	
	Macquarie City Croquet Club Inc	Aitchison Reserve	0	11
Toronto Croquet Club Inc.	Toronto Oval	2	20	
Facility Satisfaction	Facility	Facility Component	Level of Satisfaction	
	Macquarie City Croquet Club Inc	Aitchison Reserve	Activity Surface	Unsatisfied
			Activity Lighting	NA
			Amenities	Satisfied
	Supporting Infrastructure	Satisfied		
Toronto Croquet Club Inc	Toronto Oval	Activity Surface	Satisfied	
		Activity Lighting	Very Unsatisfied	
		Amenities	Satisfied	
		Supporting Infrastructure	Satisfied	
Main barriers in delivering activity in Lake Macquarie	<ul style="list-style-type: none"> <li>Avenues to promote our sport to increase membership</li> <li>Sharing with another sporting code who have preference with use of the facility at peak time including weekends and evenings inhibits our potential.</li> </ul>			
Ranking of improvements	Rank	Facility	Infrastructure Area	
Macquarie City Croquet Club Inc	1	Aitchison Reserve	Activity Surface	
	2	Aitchison Reserve	Amenities	

Croquet (N=2)						
	3	Aitchison Reserve	Supporting Infrastructure			
Toronto Croquet Club Inc	1	Ron Hill Oval	Activity Lighting			
	2	Ron Hill Oval	Amenities			
	3	Ron Hill Oval	Activity Surface			
<b>Satisfaction with Management Arrangements</b>	<b>Facility</b>	<b>Level of Satisfaction</b>		<b>Improvements required</b>		
Macquarie City Croquet Club Inc	Aitchison Reserve	Good		Nothing significant		
Toronto Croquet Club Inc	Toronto Oval	Unsatisfied		Restructuring of the RHOCCC		
<b>Satisfaction with Access</b>	<b>Facility</b>	<b>Level of Satisfaction</b>		<b>Improvements required</b>		
Macquarie City Croquet Club Inc	Aitchison Reserve	Good		Nil		
Toronto Croquet Club Inc	Toronto Oval	Unsatisfied		Shared facility is not conducive to expanding our sporting vision		
<b>Satisfaction with Maintenance Arrangements</b>	<b>Facility</b>	<b>Level of Satisfaction</b>		<b>Improvements required</b>		
Macquarie City Croquet Club Inc	Aitchison Reserve	Good		More immediate response to maintenance requests		
Toronto Croquet Club Inc	Toronto Oval	Good		Car park area could be improved.		
<b>Membership (collated) (n=2)</b>		<b>2020</b>	<b>2019</b>	<b>2018</b>	<b>2017</b>	<b>2016</b>
	<b>Senior</b>	100%	100%	100%	100%	100%
	<b>Junior</b>					
	<b>Male</b>	35	42	46	45	45
	<b>Female</b>	72	87	77	74	62
	<b>LMCC (%)</b>	93%	95%	95%	95%	95%
	<b>Non- LMCC (%)</b>	7%	5%	5%	5%	5%
	<b>Total</b>	<b>107</b>	<b>129</b>	<b>123</b>	<b>119</b>	<b>107</b>
<b>Reasons for Changes</b>	<ul style="list-style-type: none"> <li>loss of membership through age related issues and reduction in male membership as generally they come along with their wives</li> <li>Successful open days and recruitment for members.</li> </ul>					
<b>COVID-19 impacts</b>	<ul style="list-style-type: none"> <li>When restrictions are lifted there will be more opportunity to improve the social aspect e.g., past members event</li> </ul>					
<b>Membership Capping/ Waiting List</b>	<ul style="list-style-type: none"> <li>No</li> </ul>					
<b>School-based community facilities used</b>	<b>School</b>	<b>Facility Type</b>		<b>Reasons</b>		
	No					
<b>Barriers to using school facilities for sport</b>	<ul style="list-style-type: none"> <li>No</li> <li>This is included in our post COVID-19 planning.</li> </ul>					
<b>Facilities used for Events</b>	<b>Facility</b>	<b>Elements required to be brought in</b>				
<b>Business or Development Plan</b>	No					
<b>Additional Comments</b>						
<ul style="list-style-type: none"> <li>As a small participant sport we would like assistance with promoting our sport to attract more members</li> <li>Council needs to work with sports including croquet to ensure they are able to adapt and progress towards a sustainable future, particularly in the light of emerging challenges related to climate change and pandemics. Specifically for croquet - management of water, use of herbicides and fertilisers and increased temperature.</li> </ul>						



Football (soccer) (N=21)			
<b>SSO</b>	Northern NSW Football		
<b>Regional Association</b>			
<b>Clubs</b>	Argenton United Junior Soccer Club, Belmont Football Club, Belmont Swansea Junior Football Club, Belmont Swansea United Football Club, Cardiff Junior Football Club, Charlestown Azzurri F.C., Dudley Redhead United Senior Football Club, Edgeworth Junior Soccer Club, Edgeworth Senior Soccer Club, Garden Suburb FC, Lake Macquarie City Football Club, Morisset United Football Club, South Cardiff Jnr Football Club, South Cardiff Soccer Club, Southern Lakes United Football Club, Swansea Football Club, Toronto Awaba Junior Football Club, Toronto Awaba Football Club Seniors, VEFC, Warners Bay Football Club, Westlakes Wildcats Football Club Inc,		
<b>Main Competition/ training Facility</b>	<b>Facility / Area</b>	<b>Hours/ week - Training</b>	<b>Hours/ week - Competition</b>
Argenton United Junior Soccer Club	Jack Edwards Field Kindyerra Park	12 4	12
Belmont Football Club	Marks Oval	20	8
Belmont Swansea Junior Football Club	Aitchison Reserve	30	10
Belmont Swansea United Football Club	Aitchison Reserve Blacksmiths Oval	10 8	0 16
Cardiff Junior Football Club	Evans Park	25	11
Charlestown Azzurri F.C.	Alan Davis Field Lisle Carr Field	20 5	5 20
Dudley Redhead United Senior Football Club	Lydon Field	10	14
Edgeworth Junior Soccer Club	Edgeworth Fields Edgeworth Ovals 2,3 & 4	20 20	12 12
Edgeworth Senior Soccer Club	Jack McLaughlan Field	9	11
Garden Suburb FC	Garden Suburb Fields	16	20
Lake Macquarie City Football Club	Macquarie Field	10	16
Morisset United Football Club	Auston Oval Bernie Goodwin Reserve	16 20	11 17
Swansea Football Club	Chapman Oval	20	10
South Cardiff Jnr Football Club	Ulinga Park	14	18
South Cardiff Soccer Club	Ulinga Park Ulinga Park – netball courts Ulinga Park – tennis courts	20 0 0	16 6 0
Southern Lakes United Football Club	Douglass Street Oval	13	10
Toronto Awaba Junior Football Club	Finnan Oval	16	12
Toronto Awaba Football Club Seniors	Lyall Peacock No3 field Toronto	12	8
VEFC	Croudace Bay Sports Complex	20	14
Warners Bay Football Club	Hillsborough Oval John Street Oval Lakelands Oval	20 20 4	0 16 0
Westlakes Wildcats Football Club Inc	Fishburn Field	21	15
<b>Facility Satisfaction</b>	<b>Facility</b>	<b>Facility Component</b>	<b>Level of Satisfaction</b>

Football (soccer) (N=21)			
Argentton United Junior Soccer Club	Jack Edwards Field	Activity Surface	Unsatisfied
		Activity Lighting	Very Unsatisfied
		Amenities	Very Unsatisfied
		Supporting Infrastructure	Unsatisfied
	Kindyerra Park	Activity Surface	Neutral
		Activity Lighting	NA
		Amenities	Very Unsatisfied
Belmont Football Club	Marks Oval	Activity Surface	Very Satisfied
		Activity Lighting	Unsatisfied
		Amenities	Neutral
		Supporting Infrastructure	Unsatisfied
Belmont Swansea Junior Football Club	Aitchison Reserve	Activity Surface	Satisfied
		Activity Lighting	Neutral
		Amenities	Neutral
		Supporting Infrastructure	Satisfied
Belmont Swansea United Football Club	Aitchison Reserve	Activity Surface	Satisfied
		Activity Lighting	Unsatisfied
		Amenities	Neutral
		Supporting Infrastructure	Unsatisfied
	Blacksmiths Oval	Activity Surface	Unsatisfied
		Activity Lighting	Very Unsatisfied
		Amenities	Unsatisfied
Cardiff Junior Football Club	Evans Park	Activity Surface	Neutral
		Activity Lighting	Very Unsatisfied
		Amenities	Neutral
		Supporting Infrastructure	Neutral
Charlestown Azzurri F.C.	Alan Davis Field	Activity Surface	Unsatisfied
		Activity Lighting	Unsatisfied
		Amenities	Very Satisfied
		Supporting Infrastructure	Unsatisfied
	Lisle Carr Field	Activity Surface	Satisfied
		Activity Lighting	Unsatisfied
		Amenities	Unsatisfied
Dudley Redhead United Senior Football Club	Lydon Field	Activity Surface	Satisfied
		Activity Lighting	Neutral
		Amenities	Very Unsatisfied
		Supporting Infrastructure	Neutral
Edgeworth Junior Soccer Club	Edgeworth Fields	Activity Surface	Satisfied
		Activity Lighting	Satisfied
		Amenities	Very Unsatisfied
		Supporting Infrastructure	Unsatisfied

Football (soccer) (N=21)			
	Edgeworth Ovals 2,3 & 4	Activity Surface	Very Satisfied
		Activity Lighting	Satisfied
		Amenities	Very Unsatisfied
		Supporting Infrastructure	Unsatisfied
Edgeworth Senior Soccer Club	Jack McLaughlan Field	Activity Surface	Satisfied
		Activity Lighting	Very Satisfied
		Amenities	Very Unsatisfied
		Supporting Infrastructure	Satisfied
Garden Suburb FC	Garden Suburb Fields	Activity Surface	Very Unsatisfied
		Activity Lighting	Very Unsatisfied
		Amenities	Unsatisfied
		Supporting Infrastructure	Neutral
Lake Macquarie City Football Club	Macquarie Field	Activity Surface	Satisfied
		Activity Lighting	Unsatisfied
		Amenities	Unsatisfied
		Supporting Infrastructure	Neutral
Morisset United Football Club	Auston Oval	Activity Surface	
		Activity Lighting	
		Amenities	
		Supporting Infrastructure	
	Bernie Goodwin Reserve	Activity Surface	Neutral
		Activity Lighting	Very Satisfied
		Amenities	Very Satisfied
		Supporting Infrastructure	Satisfied
Swansea Football Club	Chapman Oval	Activity Surface	Satisfied
		Activity Lighting	Satisfied
		Amenities	Very Satisfied
		Supporting Infrastructure	Satisfied
South Cardiff Jnr Football Club	Ulinga Park	Activity Surface	Satisfied
		Activity Lighting	Neutral
		Amenities	Unsatisfied
		Supporting Infrastructure	Unsatisfied
South Cardiff Soccer Club	Ulinga Park	Activity Surface	Very Unsatisfied
		Activity Lighting	Very Unsatisfied
		Amenities	Very Unsatisfied
		Supporting Infrastructure	Very Unsatisfied
	Ulinga Park – netball courts	Activity Surface	Unsatisfied
		Activity Lighting	Neutral
		Amenities	Neutral
		Supporting Infrastructure	Very Unsatisfied
	Ulinga Park – tennis courts	Activity Surface	
		Activity Lighting	Satisfied
		Amenities	Neutral
		Supporting Infrastructure	Very Unsatisfied

Football (soccer) (N=21)			
Southern Lakes United Football Club	Douglass Street Oval	Activity Surface	Very Unsatisfied
		Activity Lighting	Very Unsatisfied
		Amenities	Very Unsatisfied
		Supporting Infrastructure	Very Unsatisfied
Toronto Awaba Junior Football Club	Finnan Oval	Activity Surface	Very Satisfied
		Activity Lighting	Neutral
		Amenities	Neutral
		Supporting Infrastructure	Unsatisfied
Toronto Awaba Football Club Seniors	Lyall Peacock No3 field Toronto	Activity Surface	Unsatisfied
		Activity Lighting	Very Unsatisfied
		Amenities	Unsatisfied
		Supporting Infrastructure	Satisfied
VEFC	Croudace Bay Sports Complex	Activity Surface	Very Unsatisfied
		Activity Lighting	Very Unsatisfied
		Amenities	Very Unsatisfied
		Supporting Infrastructure	Unsatisfied
Warners Bay Football Club	Hillsborough Oval	Activity Surface	Very Unsatisfied
		Activity Lighting	Unsatisfied
		Amenities	Unsatisfied
		Supporting Infrastructure	Unsatisfied
	John Street Oval	Activity Surface	Satisfied
		Activity Lighting	Satisfied
		Amenities	Very Satisfied
		Supporting Infrastructure	Unsatisfied
	Lakelands Oval	Activity Surface	Neutral
		Activity Lighting	NA
Amenities		Very Unsatisfied	
Supporting Infrastructure		Very Unsatisfied	
Westlakes Wildcats Football Club Inc	Fishburn Field	Activity Surface	Satisfied
		Activity Lighting	Neutral
		Amenities	Very Unsatisfied
		Supporting Infrastructure	Very Unsatisfied
<b>Main barriers in delivering activity in Lake Macquarie</b>	<ul style="list-style-type: none"> <li>• Funding and volunteer involvement.</li> <li>• Getting more volunteers.</li> <li>• Blacksmiths Oval is an old and aging facility. LMCC assistance with a facility upgrade including amenities, ground lighting and playing surface would be advantageous.</li> <li>• Field Drainage and Lighting</li> <li>• Costs such as council playing and training fees, association competition fees, electricity costs.</li> <li>• Insufficient space for increasing participants, Amenities block is scheduled for replacement</li> <li>• Lights - Both fields are sub par, but teams refuse to play on the top field due to poor lights. We are turning away friday night competition teams that want to join the club, this season we turned away womens teams wanting to play friday night. The pitch we use is still very dark in the goal mouths. The lights also impact on available training space. Drainage - The top field is not drained and this season has been unavailable for many games and a high percentage of training nights requiring the club to relocate some activities to either Evans Park or Cardiff No2 fields. Changerooms -</li> </ul>		

Football (soccer) (N=21)

The change rooms are NOT female friendly and many women prefer to use the toilets over the change rooms. They are also too small to accommodate a full team of 15. With two fields in use, the numbers and size of change rooms is inadequate. With the rapid growth of girls teams this has become a big issue on sundays when we have mens and womens games on. Playing Surface - Our main field is devoid of grass and more akin to concrete. This is due to overuse (training and games). Additional training space is needed to accommodate the growing women's football. Fields like pickering have been identified as they are not used in winter, but lack of lighting is an issue.

- Our grandstand is extremely dated and needs upgrading so we introduce the Women's competition and comply with current regulations
- Playing surface and finishing the Bernie Goodwin Park/Skate park so we can have some parking back.
- The club house is very outdated and under sized for what the club needs.
- Lack of competition size playing fields and decent lighting. A facility that is antiquated. a fields maintenance program that does not take into account the volume of use the fields get.
- The facility, We have one change room. canteen faces the car park lighting is terrible and cannot host night games residents are sick of people parking as we are too whole thing needs an upgrade
- Improved lighting is needed, we have more and more teams each year training later in the night as well more competition teams that play night games. There is a need for updated seating and grandstands. Our fencing is also a hazard as it used to be used to carry water for the sprinkler system, now with inground drainage this type of fencing isn't needed and is very dangerous.
- Number of playing fields Inadequate lighting Substandard facilities
- Lack of volunteers
- The clubhouse facility is very inadequate for the number of members and visitors using it. With 600 to 700 people using the facility on a Saturday morning we have a single toilet for each gender. There is also no disabled toilet, of which we have ongoing complaints. Our changeroom facilities are also unsatisfactory, taking into account we have about 80 female players and only one home and one visitor changeroom. We have no referee's room. We have very little storage area. Our canteen area also needs to be much larger with game time attendances. All carparks are still dirt/gravel which ends up in the stormwater drains during rain periods.
- Facilities need upgrading badly and lighting is outdated
- Clubhouse too small No Men's Toilets Referee Facilities not adequate
- Lighting improvements could enhance training and give more room for teams.
- the main barriers would include sharing the ground with rugby league. Having no other facilities up to standard when the one we use is unavailable which is approx 5months of the year. The cost of using poor quality facilities, and the cost of the facility at Speers point.

Ranking of improvements	Rank	Facility	Infrastructure Area
Argenton United Junior Soccer Club	1	Jack Edwards Field	
	2		
	3		
Belmont Football Club	1	Marks Oval	Activity Lighting
	2	Marks Oval	Amenities
	3	Marks Oval	Supporting Infrastructure
Belmont Swansea Junior Football Club	1	Aitchison Reserve	Activity Lighting
	2	Aitchison Reserve	Amenities
	3	Aitchison Reserve	Supporting Infrastructure
Belmont Swansea United Football Club	1	Blacksmiths Oval	Activity Surface
	2	Blacksmiths Oval	Activity Lighting
	3	Blacksmiths Oval	Amenities

Football (soccer) (N=21)			
Cardiff Junior Football Club	1	Evans Park	Activity Lighting
	2	Evans Park	Activity Surface
	3	Evans Park	Supporting Infrastructure
Charlestown Azzurri F.C.	1	Lisle Carr Field	Activity Lighting
	2	Lisle Carr Field	Amenities
	3	Lisle Carr Field	Activity Surface
Dudley Redhead United Senior Football Club	1	Lydon Field	Amenities
	2	Lydon Field	Activity Lighting
	3	Lydon Field	Supporting Infrastructure
Edgeworth Junior Soccer Club	1	Edgeworth Fields	Amenities
	2	Edgeworth Fields	Supporting Infrastructure
	3	Edgeworth Fields	Activity Lighting
Edgeworth Senior Soccer Club	1	Jack McLaughlan Field	Amenities
	2	Jack McLaughlan Field	Activity Surface
	3	Jack McLaughlan Field	Supporting Infrastructure
Garden Suburb FC	1	Garden Suburb Fields	Activity Surface
	2	Garden Suburb Fields	Amenities
	3	Garden Suburb Fields	Supporting Infrastructure
Lake Macquarie City Football Club	1	Macquarie Field	Amenities
	2	Macquarie Field	Activity Lighting
	3	Macquarie Field	Activity Surface
Morisset United Football Club	1	Bernie Goodwin Reserve	Activity Surface
	2	Auston Oval	Activity Surface
	3	Bernie Goodwin Reserve	Supporting Infrastructure
South Cardiff Jnr Football Club	1	Ulinga Park	Amenities
	2	Ulinga Park	Activity Surface
	3	Ulinga Park	Activity Lighting
South Cardiff Soccer Club	1	Ulinga Park	Amenities
	2	Ulinga Park	Activity Lighting
	3	Ulinga Park	Activity Surface
Southern Lakes United Football Club	1	Douglass Street Oval	Amenities
	2	Douglass Street Oval	Activity Lighting
	3	Douglass Street Oval	Supporting Infrastructure
Swansea Football Club	1	Chapman Oval	Activity Lighting
	2	Chapman Oval	Supporting Infrastructure
	3	Chapman Oval	Activity Surface
Toronto Awaba Junior Football Club	1	Finnan Oval	Supporting Infrastructure
	2	Finnan Oval	Activity Lighting
	3	Finnan Oval	Amenities
Toronto Awaba Football Club Seniors	1	Toronto Oval	Activity Surface
	2	Awaba Oval	Activity Lighting
	3	Croft Oval	Supporting Infrastructure
VEFC	1	Croudace Bay Sports Complex	
	2	Eleebana Oval	

Football (soccer) (N=21)			
	3	Baxter Field	
Warners Bay Football Club	1	Hillsborough Oval	Activity Surface
	2	John Street Oval	Supporting Infrastructure
	3	Hillsborough Oval	Amenities
Westlakes Wildcats Football Club Inc	1	Fishburn Field	Amenities
	2	Fishburn Field	Supporting Infrastructure
	3	Fishburn Field	Activity Surface
<b>Satisfaction with Management Arrangements</b> Belmont Swansea United Football Club	<b>Facility</b>		<b>Level of Satisfaction</b>
	Aitchison Reserve		Neutral
Belmont Swansea Junior Football Club			Good
Charlestown Azzurri F.C.	Alan Davis Field	Very Unsatisfied	Council formal involvement (problem is multi-user conflict)
Morisset United Football Club	Auston Oval	Good	Nil
	Bernie Goodwin Reserve	Good	Nil
Belmont Swansea United Football Club	Blacksmiths Oval	Good	Nil
Swansea Football Club	Chapman Oval	Good	
VEFC	Croudace Bay Sports Complex	Neutral	Needs drainage, lights and other facilities
Southern Lakes United Football Club	Douglass Street Oval	Excellent	Nothing, as I am one involved with the committee for the ground
Edgeworth Junior Soccer Club	Edgeworth Fields	Good	LMCC response
	Edgeworth Ovals 2,3 & 4	Good	LMCC Communication
Cardiff Junior Football Club	Evans Park	Good	
Toronto Awaba Junior Football Club	Finnan Oval	Good	Current management including the Ovals Board do a good job
Westlakes Wildcats Football Club Inc	Fishburn Field	Neutral	Our facility has not been included on the council list for improvements which are overdue.
Garden Suburb FC	Garden Suburb Fields	Excellent	Nil
Warners Bay Football Club	Hillsborough Oval	Good	None
Argenton United Junior Soccer Club	Jack Evans Park	Neutral	New facilities and lighting
Edgeworth Senior Soccer Club	Jack McLaughlan Field	Excellent	Communication re maintenance could improve
Warners Bay Football Club	John Street Oval	Good	None
Argenton United Junior Soccer Club	Kindyerra Park	Neutral	
Warners Bay Football Club	Lakelands Oval	Good	None
Charlestown Azzurri F.C.	Lisle Carr Field	Excellent	Excellent arrangement with one user governance
Toronto Awaba Football Club Seniors	Lyall Peacock No3 field Toronto	Unsatisfied	lighting both, resurfacing no 3 or topsoil and even out. mowing of the field surrounds

Football (soccer) (N=21)			
Dudley Redhead United Senior Football Club	Lydon Field	Good	
Lake Macquarie City Football Club	Macquarie Field	Good	continue to improve communication and relationships
Belmont Football Club	Marks Oval	Excellent	
South Cardiff Jnr Football Club	Ulinga Park	Neutral	Needs upgrade
South Cardiff Soccer Club		Very Unsatisfied	online booking system installed
South Cardiff Soccer Club	Ulinga Park – netball courts	Very Unsatisfied	online booking system installed
	Ulinga Park – tennis	Very Unsatisfied	online booking system installed
<b>Satisfaction with Access</b>	<b>Facility</b>	<b>Level of Satisfaction</b>	<b>Improvements required</b>
Belmont Swansea United Football Club	Aitchison Reserve	Good	
Belmont Swansea Junior Football Club		Good	
Charlestown Azzurri F.C.	Alan Davis Field	Unsatisfied	Volunteer booking officer difficult - No obvious solution
Morisset United Football Club	Auston Oval	Excellent	
	Bernie Goodwin Reserve	Excellent	Nil
Belmont Swansea United Football Club	Blacksmiths Oval	Excellent	
Swansea Football Club	Chapman Oval	Good	
VEFC	Croudace Bay Sports Complex	Unsatisfied	Need 12-month access
Southern Lakes United Football Club	Douglass Street Oval	Excellent	
Edgeworth Junior Soccer Club	Edgeworth Fields	Neutral	No Disabled Access
	Edgeworth Ovals 2,3 & 4	Neutral	No Disabled Access
Cardiff Junior Football Club	Evans Park	Excellent	
Toronto Awaba Junior Football Club	Finnan Oval	Good	Improved fencing for safety and security purposes
Westlakes Wildcats Football Club Inc	Fishburn Field	Neutral	Erection of a barrier fence on Rosemary Row at the southern end of Field No 1. Trail bikes and 4WD vehicles can gain access at this point. (I have forwarded a report and photos previously) Pedestrian access to 2 small bridges across the stormwater drain off Rosemary Row to the rear of our clubhouse also needs improving.
Garden Suburb FC	Garden Suburb Fields	Good	Cricket book the fields for Saturday and Sunday in February and March each year, but never use on a Sunday. This prevents us having pre-season trials in this period. Blanket bookings when there is no confirmed use of the ground are an issue.
Warners Bay Football Club	Hillsborough Oval	Good	None



Football (soccer) (N=21)			
Argenton United Junior Soccer Club	Jack Evans Park	Good	
Edgeworth Senior Soccer Club	Jack McLaughlan Field	Excellent	
Warners Bay Football Club	John Street Oval	Good	None
Argenton United Junior Soccer Club	Kindyerra Park	Good	
Warners Bay Football Club	Lakelands Oval	Good	None
Charlestown Azzurri F.C.	Lisle Carr Field	Excellent	Excellent access - no need for improvement
Toronto Awaba Football Club Seniors	Lyll Peacock No3 field Toronto	Neutral	
Dudley Redhead United Senior Football Club	Lydon Field	Good	drain for the water off the hill, away from the emergency services road
Lake Macquarie City Football Club	Macquarie Field	Good	continue to improve relationships with key stakeholders
Belmont Football Club	Marks Oval	Excellent	
South Cardiff Jnr Football Club	Ulinga Park	Good	Could do with more disability access
South Cardiff Soccer Club		Neutral	online booking system installed
South Cardiff Soccer Club	Ulinga Park – netball courts	Neutral	online booking system installed
	Ulinga Park – tennis	Neutral	online booking system installed
<b>Satisfaction with Maintenance Arrangements</b> Belmont Swansea United Football Club	<b>Facility</b>	<b>Level of Satisfaction</b>	<b>Improvements required</b>
	Aitchison Reserve	Good	Reported maintenance gets actioned well by LMCC. Whole site needs upgrades / maintenance due to age. Paint, lighting, doors etc.
Belmont Swansea Junior Football Club		Neutral	
Charlestown Azzurri F.C.	Alan Davis Field	Excellent	Council maintenance is excellent - no need for change
Morisset United Football Club	Auston Oval	Good	Nil
	Bernie Goodwin Reserve	Good	Nil
Belmont Swansea United Football Club	Blacksmiths Oval	Good	
Swansea Football Club	Chapman Oval	Good	
VEFC	Croudace Bay Sports Complex	Neutral	Too slow
Southern Lakes United Football Club	Douglass Street Oval	Good	
Edgeworth Junior Soccer Club	Edgeworth Fields	Good	Communicate Maintenance Schedule to Club
	Edgeworth Ovals 2,3 & 4	Good	Communicate Maintenance Schedule to Club
Cardiff Junior Football Club	Evans Park	Good	
Toronto Awaba Junior Football Club	Finnan Oval	Neutral	Mowing of all fields and surrounding grass areas more regularly as well as cleaning of

Football (soccer) (N=21)						
						the toilets and building as a whole
Westlakes Wildcats Football Club Inc	Fishburn Field	Unsatisfied				Both Field No 1 & No 2 are currently mowed by council each fortnight. During the growing period of October to February-March the fields should be mowed by council on a weekly basis. The perimeter and outer field areas also need whipper snipping/mowing more regularly.
Garden Suburb FC	Garden Suburb Fields	Good				More frequent mowing of the areas outside of the playing surfaces.
Warners Bay Football Club	Hillsborough Oval	Good				None
Argenton United Junior Soccer Club	Jack Evans Park	Neutral				
Edgeworth Senior Soccer Club	Jack McLaughlan Field	Good				improved communication re mowing day and time
Warners Bay Football Club	John Street Oval	Good				None
Argenton United Junior Soccer Club	Kindyerra Park	Neutral				
Warners Bay Football Club	Lakelands Oval	Good				None
Charlestown Azzurri F.C.	Lisle Carr Field	Excellent				Council maintenance is excellent - no need for change
Toronto Awaba Football Club Seniors	Lyall Peacock No3 field Toronto	Unsatisfied				no3 has a terrible surface and insufficient lighting
Dudley Redhead United Senior Football Club	Lydon Field	Good				
Lake Macquarie City Football Club	Macquarie Field	Good				overall facility upgrade
Belmont Football Club	Marks Oval	Excellent				Renew some of the outdated facilities
South Cardiff Jnr Football Club	Ulinga Park	Neutral				
South Cardiff Soccer Club		Very Unsatisfied				Plan of field management needs to be transparent, communicated to the COC
South Cardiff Soccer Club	Ulinga Park – netball courts	Unsatisfied				Plan of future maintenance and management for this facility
	Ulinga Park – tennis	Neutral				still working out system
<b>Membership (collated) (n=15)</b>		<b>2020</b>	<b>2019</b>	<b>2018</b>	<b>2017</b>	<b>2016</b>
	<b>Senior</b>	32%	36%	37%	37%	40%
	<b>Junior</b>	68%	64%	63%	63%	60%
	<b>Male</b>	2932	4287	4188	3536	3977
	<b>Female</b>	669	857	798	1116	594
	<b>LMCC (%)</b>	89%	90%	90%	90%	90%
	<b>Non- LMCC (%)</b>	11%	10%	10%	10%	10%
	<b>Total</b>	<b>3601</b>	<b>5144</b>	<b>4986</b>	<b>4652</b>	<b>4571</b>
<b>Reasons for Changes</b>	<ul style="list-style-type: none"> <li>Increase in female teams.</li> </ul>					

Football (soccer) (N=21)	
	<ul style="list-style-type: none"> <li>• The introduction of youth competitions within the Northern NSW Football Premier Clubs competition has seen our youth player numbers rise significantly since 2017.</li> <li>• Introducing a Skills Acquisition program by our football association targeted at youngsters between 9 and 12 years of age. Likely adding female football in coming years.</li> <li>• Ever increasing youth programs and Skills Acquisition programs.</li> <li>• We have been actively pursuing womens football. Junior, Senior and through a program we piloted for Women to train and learn skills in a non-competitive environment. We have also reduced U6/U7 registrations to be free (if an active kids voucher is used).</li> <li>• Increases in SAP and Youth teams</li> <li>• Steady growth of club and areas population.</li> <li>• Growth in the sport of soccer has been on the rise for many years and the mission statement is the driver of this growth. Netball has been taken up but only lasted a brief time due to the pull of larger local clubs. Tennis courts have only just been returned to community use.</li> <li>• Good marketing the past few years but cannot grow to our potential with the facilities we have</li> <li>• Our club has been growing regularly for many years, COVID did make an impact but our low Rego prices will ensure players will come back in 2021.</li> <li>• Losing players due to lack of space</li> <li>• Lack of training space prior to 2019.</li> <li>• A drop in mainly senior numbers due to poor amenities. More interest from younger females in recent years.</li> <li>• Numbers Consistent. 20% turnover of players each year</li> <li>• Our numbers have remained steady. We may lose a team and then gain another team.</li> <li>• our competition grows each year, so we require more teams /age groups. this year we unfortunately could not field our youth/junior teams. we require a minimum of 8 teams in 2021</li> </ul>
<b>COVID-19 impacts</b>	<p>No (x6)</p> <p>Yes:</p> <ul style="list-style-type: none"> <li>• Pulled out of season so coming back next year</li> <li>• We pulled out all senior teams for 2020.</li> <li>• We lost a senior womens team and a number of juniors who didnt want to play due to covid. We hope to encourage them to return. Conversations with these players is that they intend to return to our club once they feel comfortable participating in sport again. The club chose to not chase any teams displaced from clubs who didnt go ahead as we wanted to focus on our existing members.</li> <li>• we lost a minimal amount of players post Covid</li> <li>• We lost 4 teams and had reduced numbers in several others. We have proved with this year that we can function so we are hoping they will be encouraged to return by this.</li> <li>• Football club had a 70% rise in membership due to other clubs closing due to COVID 19 scare. Mission statement of club is to accept all community members who want to play football and to play football more often</li> <li>• Hoping the restrictions will be a bit more relaxed next year</li> <li>• parents, family etc coming to games, closure of canteen leading to loss of some income</li> <li>• Running a summer comp. to keep player connection</li> <li>• Our club withdrew from the 2020 season. We have applied for participation grants via Australian Sports Foundation. We have vastly improved spectator comfort with a State Government grant for 2 grandstands.</li> <li>• Advertising early and get our club members back playing</li> <li>• Increased numbers</li> </ul>

Football (soccer) (N=21)			
	<ul style="list-style-type: none"> <li>The club shut down for the year</li> </ul>		
<b>Membership Capping/ Waiting List</b>	<ul style="list-style-type: none"> <li>No (x14)</li> <li>We can only register 115 players per season.</li> <li>limited teams</li> <li>There is no capacity to grow beyond current expected numbers</li> <li>no cap on trialists but there is a maximum number of selected squad players to fill NPL teams</li> <li>Not enough space for what we have</li> <li>limit to teams due to only having one ground and would be impossible to have too many teams</li> </ul>		
<b>School-based community facilities used</b>	<b>School</b>	<b>Facility Type</b>	<b>Reasons</b>
	No (x16)		
Lake Macquarie City Football Club	Lake Macquarie High School	Fields; Training Spaces	we use these facilities over the summer preseason to allow our grade 1 facility to rehabilitate after the long season it has endured
Morrisset United Football Club	Dora Creek Public School Morisset Public School Avondale School	Training Spaces Training Spaces Training Spaces	Wet weather, extra space Wet weather, extra space Wet weather, extra space
Toronto Awaba Junior Football Club			
<b>Barriers to using school facilities for sport</b>	<ul style="list-style-type: none"> <li>No (x6)</li> <li>The use of school facilities, is something that our club really hasn't really looked into at this stage.</li> <li>Lack of lighting for winter sports.</li> <li>Pickering Oval as an additional training space. Lighting is the major barrier to this space, but would enable us to accommodate extra teams and take pressure off our playing surfaces. The concrete cricket pitch means it is not suitable for games, but if a method to cover a pitch was available it would assist us with scheduling games during the season as well. As our club grows, there is increased pressure for more space.</li> <li>No, schools (primary and rep High School Football) presently use Ulinga fields during the year</li> </ul>		
<b>Facilities used for Events</b>	<b>Facility</b>	<b>Elements required to be brought in</b>	
Belmont Swansea Junior Football Club	Aitchison Reserve	Additional toilets; LMCC toilets on site need upgrade	
Dudley Redhead United Senior Football Club	Lydon Field	Additional toilets	
Edgeworth Senior Soccer Club	Edgeworth Athletics,		
Edgeworth Senior Soccer Club	Edgeworth Fields		
Lake Macquarie City Football Club	New Tredinnick Fields		
Morrisset United Football Club	Morisset Private Tennis Academy		
Morrisset United Football Club	Morrisset PCYC		
South Cardiff Soccer Club	Cardiff Oval		
South Cardiff Soccer Club	Evans Park		
Toronto Awaba Football Club Seniors	Awaba Oval	Lights & Grandstand seating	

Football (soccer) (N=21)		
Toronto Awaba Football Club Seniors	Croft Oval	Lights & Grandstand seating
Toronto Awaba Junior Football Club	Todd Street Oval	
<b>Business or Development Plan</b>	Yes (x3)	
Additional Comments		
<ul style="list-style-type: none"> <li>• Currently plans for LMCC field lighting upgrade to be completed for 2021 season. Belswans seniors with their expansion now use grounds for training. Croquet clubhouse plans to be finalised by LMCC and put to community comment. Clubhouse needs general upgrade to toilets, disabled toilets, referees room and changerooms. Future plans for female changerooms if female numbers increase further.</li> <li>• I believe that our club is utilising the facility at Blacksmiths Oval to around its maximum capacity. With an amenities / facility upgrade, we could offer access and use of the facility to female/women in a NNSW Football "Premier competition".</li> <li>• Shared governance of sporting facilities between clubs is fraught with difficulties with some clubs putting their own interested above that of others. Council don't like to resolve issues.</li> <li>• Due to increased participation and managing only one field, we have difficulty providing facilities for players to train and sans the rye grass program, struggled to maintain an excellent playing surface</li> <li>• The ground crew who mow, and work on the fields and surrounds are great and go above and beyond. The frequency of the maintenance of the areas around grounds though is too infrequent and we often have knee high grass around the facility.</li> <li>• Our Heritage football club remains hopeful of a Grandstand facility upgrade.</li> <li>• Please make sure we are on the list for a new facility, we have been waiting 10 years for this and every time we get close they take away.</li> <li>• As probably the largest football club on the western side of Lake Macquarie, Westlakes FC requires much needed improvements to amenities in order to continue to attract and encourage participation at our club.</li> <li>• I feel facilities need to be inspected more and communication with club</li> <li>• Toronto Awaba senior football club require their own facilities, with so many teams and the sport being a minimum 10 month season we are finding it difficult with limited facilities, shared facilities and below standard facilities to operate and function to the highest level of competition standard</li> <li>• Potential to expand upgrade of grandstand/ amenities to benefit other users of Macquarie Field, e.g. members of the local rowing club use the waterway directly behind the ground on the western side. This waterway is also used by stand up paddle boarders, kayaks etc and there may be potential for a shared facility between the local rowing club, sailing club and our football club in the same location. The location could become a mini sports hub with a function room etc for all to use.</li> </ul>		

Horse Riding (N=1)			
<b>SSO</b>			
<b>Regional Association</b>			
<b>Clubs</b>	Toronto Pony Club		
Main Competition/ training Facility	Facility / Area	Hours/ week - Training	Hours/ week - Competition
	Awaba Oval	6	4
Facility Satisfaction	Facility	Facility Component	Level of Satisfaction
	Awaba Oval	Activity Surface	Satisfied
		Activity Lighting	Neutral
		Amenities	Satisfied
Supporting Infrastructure		Very Satisfied	
<b>Main barriers in delivering activity in Lake Macquarie</b>	Places for horses to be homed eg paddocks and land that council once owned and leased they no longer do this.		

Horse Riding (N=1)						
Ranking of improvements	Rank	Facility			Infrastructure Area	
	1					
	2					
	3					
Satisfaction with Management Arrangements	Facility		Level of Satisfaction		Improvements required	
	Awaba Oval		Very Unsatisfied			
Satisfaction with Access	Facility		Level of Satisfaction		Improvements required	
	Awaba Oval		Very Unsatisfied			
Satisfaction with Maintenance Arrangements	Facility		Level of Satisfaction		Improvements required	
	Awaba Oval		Neutral		Better communication	
Membership (collated)		2020	2019	2018	2017	2016
	Senior	50%	50%	50%	50%	50%
	Junior	50%	50%	50%	50%	50%
	Male	1	1	0	0	
	Female	14	9	10	20	20
	LMCC (%)	30%	40%	60%	70%	80%
	Non- LMCC (%)	70%	60%	40%	30%	20%
	<b>Total</b>	<b>15</b>	<b>10</b>	<b>10</b>	<b>20</b>	<b>20</b>
Reasons for Changes	<ul style="list-style-type: none"> <li>No land for people to keep horses.</li> </ul>					
COVID-19 impacts	<ul style="list-style-type: none"> <li>No</li> </ul>					
Membership Capping/ Waiting List	We have it capped at 20 riders due to safety					
School-based community facilities used	School		Facility Type		Reasons	
	No					
Barriers to using school facilities for sport	No					
Facilities used for Events	Facility		Elements required to be brought in			
	Awaba Oval					
Business or Development Plan	No					
Additional Comments						

Netball (N=3)			
SSO	Netball NSW		
Regional Association	Charlestown Netball Association		
Clubs	Belmont North Netball, Caves Beach Netball Club		
Main Competition/ training Facility	Facility / Area		Hours/ week - Training
	Belmont North Netball Courts		0
Caves Beach Netball Club	Caves Beach Netball Courts		0
	Molly Smith Netball Courts		5
Charlestown Netball Association	Jack Stewart Netball Courts		10

Netball (N=3)			
Facility Satisfaction	Facility	Facility Component	Level of Satisfaction
Belmont North Netball	Belmont North Netball Courts	Activity Surface	Neutral
		Activity Lighting	Satisfied
		Amenities	Satisfied
		Supporting Infrastructure	Very Unsatisfied
Caves Beach Netball Club	Caves Beach Netball Courts	Activity Surface	Unsatisfied
		Activity Lighting	Unsatisfied
		Amenities	Unsatisfied
		Supporting Infrastructure	Unsatisfied
Charlestown Netball Association	Jack Stewart Netball Courts	Activity Surface	Very Satisfied
		Activity Lighting	Very Satisfied
		Amenities	Satisfied
		Supporting Infrastructure	Satisfied
Caves Beach Netball Club	Molly Smith Netball Courts	Activity Surface	Satisfied
		Activity Lighting	Neutral
		Amenities	Unsatisfied
		Supporting Infrastructure	Unsatisfied
<b>Main barriers in delivering activity in Lake Macquarie</b>	<ul style="list-style-type: none"> <li>Need a better rd to access the facility as it's used a lot with netball and football and it has heaps of pot holes.</li> </ul>		
Ranking of improvements	Rank	Facility	Infrastructure Area
Belmont North Netball	1	Belmont North Netball Courts	
	2		
	3		
	1	Lenaghan Oval	
	2		
	3		
Caves Beach Netball Club	1	Caves Beach Netball Courts	Amenities
	2	Caves Beach Netball Courts	Activity Surface
	3	Caves Beach Netball Courts	Activity Lighting
Charlestown Netball Association	1	Jack Stewart Netball Courts	Amenities
	2	Jack Stewart Netball Courts	Supporting Infrastructure
	3	Jack Stewart Netball Courts	Activity Surface
Satisfaction with Management Arrangements	Facility	Level of Satisfaction	Improvements required
Belmont North Netball	Belmont North Netball Courts	Good	
Caves Beach Netball Club	Caves Beach Netball Courts	Good	
Charlestown Netball Association	Jack Stewart Netball Courts	Excellent	None, all good
Caves Beach Netball Club	Molly Smith Netball Courts	Good	
Satisfaction with Access	Facility	Level of Satisfaction	Improvements required
Belmont North Netball	Belmont North Netball Courts	Very Unsatisfied	Better road to drive on
Caves Beach Netball Club	Caves Beach Netball Courts	Unsatisfied	Safer access from service road and main entrance to the courts

Netball (N=3)						
Charlestown Netball Association	Jack Stewart Netball Courts	Good	More car parks			
Caves Beach Netball Club	Molly Smith Netball Courts	Neutral				
<b>Satisfaction with Maintenance Arrangements</b>	<b>Facility</b>	<b>Level of Satisfaction</b>	<b>Improvements required</b>			
Belmont North Netball	Belmont North Netball Courts	Neutral				
Caves Beach Netball Club	Caves Beach Netball Courts	Good				
Charlestown Netball Association	Jack Stewart Netball Courts	Good				
Caves Beach Netball Club	Molly Smith Netball Courts	Neutral				
<b>Membership (collated) (n=3)</b>		<b>2020</b>	<b>2019</b>	<b>2018</b>	<b>2017</b>	<b>2016</b>
	<b>Senior</b>	18%	25%	25%	17%	25%
	<b>Junior</b>	82%	75%	75%	83%	75%
	<b>Male</b>	0	0	0	0	0
	<b>Female</b>	1422	1615	1693	1613	1648
	<b>LMCC (%)</b>	92%	92%	92%	93%	93%
	<b>Non- LMCC (%)</b>	8%	8%	8%	7%	7%
	<b>Total</b>	<b>1422</b>	<b>1615</b>	<b>1693</b>	<b>1613</b>	<b>1648</b>
<b>Reasons for Changes</b>	<ul style="list-style-type: none"> <li>Registration goes in peaks and troughs but our numbers remain pretty consistent.</li> </ul>					
<b>COVID-19 impacts</b>	<ul style="list-style-type: none"> <li>Hopefully most of the senior players will return next season to a full season as we have shown that were able to comply with all directives from the state government and council along with Netball NSW</li> <li>Rego was to expensive for the season most of our members have said that they wouldn't pay that for such a short season happy to return next yr</li> <li>They will come back when the fear of Covid subsides.</li> </ul>					
<b>Membership Capping/ Waiting List</b>	<ul style="list-style-type: none"> <li>No</li> </ul>					
<b>School-based community facilities used</b>	<b>School</b>	<b>Facility Type</b>		<b>Reasons</b>		
	Hunter Sports High School	Indoor Courts Training Spaces		Wet weather, special coaching sessions.		
<b>Barriers to using school facilities for sport</b>	<ul style="list-style-type: none"> <li>Hunter Sports High, always booked out.</li> </ul>					
<b>Facilities used for Events</b>	<b>Facility</b>	<b>Elements required to be brought in</b>				
	Jack Stewart Netball Courts	Additional Toilets				
<b>Business or Development Plan</b>	No					
<b>Additional Comments</b>						
<ul style="list-style-type: none"> <li>We would like to see if council have any plans to develop/ improve all facilities based in Caves Beach including tennis, horse and riders and potentially cricket?</li> </ul>						



Oztag (N=1)			
<b>SSO</b>			
<b>Regional Association</b>			
<b>Clubs</b>	Lake Macquarie Oztag		
<b>Main Competition/ training Facility</b>	<b>Facility / Area</b>	<b>Hours/ week - Training</b>	<b>Hours/ week - Competition</b>
	Alan Davis Field	0	4
	Dora Creek	0	4
	Ernie Calland Oval	0	4
	Leneghan Oval	0	4
	New Tredinnick Fields	0	4
	Walters Park	0	4
<b>Facility Satisfaction</b>	<b>Facility</b>	<b>Facility Component</b>	<b>Level of Satisfaction</b>
	Alan Davis Field	Activity Surface	Satisfied
		Activity Lighting	Neutral
		Amenities	Neutral
		Supporting Infrastructure	Unsatisfied
	Dora Creek	Activity Surface	Satisfied
		Activity Lighting	Neutral
		Amenities	Neutral
		Supporting Infrastructure	Unsatisfied
	Ernie Calland Oval	Activity Surface	Satisfied
		Activity Lighting	Neutral
		Amenities	Neutral
		Supporting Infrastructure	Unsatisfied
	Leneghan Oval	Activity Surface	Satisfied
		Activity Lighting	Neutral
		Amenities	Neutral
		Supporting Infrastructure	Unsatisfied
	New Tredinnick Fields	Activity Surface	Satisfied
		Activity Lighting	Neutral
		Amenities	Neutral
Supporting Infrastructure		Unsatisfied	
Walters Park	Activity Surface	Satisfied	
	Activity Lighting	Neutral	
	Amenities	Neutral	
	Supporting Infrastructure	Unsatisfied	
<b>Main barriers in delivering activity in Lake Macquarie</b>	<ul style="list-style-type: none"> <li>not enough fields we keep getting pushed out by smaller clubs with less participants that are considered community sports. codes that are just using facilities to train on when they already have home grounds that they could train as well as play on.</li> </ul>		
<b>Ranking of improvements</b>	<b>Rank</b>	<b>Facility</b>	<b>Infrastructure Area</b>
	1	New Tredinnick Fields	Activity Lighting
	2	Alan Davis Field	Activity Surface
	3	Ernie Calland Oval	Activity Surface
<b>Satisfaction with Management Arrangements</b>	<b>Facility</b>	<b>Level of Satisfaction</b>	<b>Improvements required</b>
	All listed	Neutral	we need to be able to book the grounds through an independent

Oztag (N=1)						
			body not grounds committees that have their own agenda and want to keep people from using the grounds			
Satisfaction with Access	<b>Facility</b>	<b>Level of Satisfaction</b>		<b>Improvements required</b>		
	All listed	Neutral		we have limited access. we only have use of toilets and grounds no access to storage or canteen facilities		
Satisfaction with Maintenance Arrangements	<b>Facility</b>	<b>Level of Satisfaction</b>		<b>Improvements required</b>		
	All listed	Good				
Membership (collated)		<b>2020</b>	<b>2019</b>	<b>2018</b>	<b>2017</b>	<b>2016</b>
	<b>Senior</b>	30%	35%	35%	40%	40%
	<b>Junior</b>	70%	65%	65%	60%	60%
	<b>Male</b>	1350	1100	850	750	600
	<b>Female</b>	1350	1100	850	750	600
	<b>LMCC (%)</b>	95%	95%	95%	95%	95%
	<b>Non- LMCC (%)</b>	5%	5%	5%	5%	5%
	<b>Total</b>	<b>2700</b>	<b>2200</b>	<b>1700</b>	<b>1500</b>	<b>1200</b>
<b>Reasons for Changes</b>	<ul style="list-style-type: none"> <li>we are growing. Oztag is becoming more popular as a junior sport for summer as a way to keep kids in sport after playing all winter.</li> </ul>					
<b>COVID-19 impacts</b>	<ul style="list-style-type: none"> <li>No</li> </ul>					
<b>Membership Capping/ Waiting List</b>	<ul style="list-style-type: none"> <li>we are limited by the number of fields we are allowed to hire, and number of fields that have lights</li> </ul>					
<b>School-based community facilities used</b>	<b>School</b>	<b>Facility Type</b>		<b>Reasons</b>		
	No					
<b>Barriers to using school facilities for sport</b>						
<b>Facilities used for Events</b>	<b>Facility</b>	<b>Elements required to be brought in</b>				
<b>Business or Development Plan</b>	No					
<b>Additional Comments</b>						
<ul style="list-style-type: none"> <li>we would love to have our own grounds that we could use all year round, as at the present we are limited as we are not considered primary uses, and have to be granted access by grounds committees. we cannot offer the sport all year round to juniors as we cannot get access to fields as winter sports have training and play. we want our participants to have access to the best level 1 grounds in the area as they are all rate payers in the council area and deserve to enjoy their sport at the best and safest locations in this council area</li> </ul>						

Rugby League (N=10)			
<b>SSO</b>	NSW Rugby League		
<b>Regional Association</b>			
<b>Clubs</b>	Belmont North Sharks JRLC, Cardiff Cobras RLFC, Central Newcastle Rugby League, Dora Creek Rugby League, Glendale Gorillas Rugby League Club, Lakes United Junior Rugby League, Lakes United Seagulls RLFC, Macquarie Scorpions RLFC, Swansea-Caves JRLFC, Wangi Warriors JRLFC,		
<b>Main Competition/ training Facility</b>	<b>Facility / Area</b>	<b>Hours/ week - Training</b>	<b>Hours/ week - Competition</b>
Belmont North Sharks JRLC	Lenaghan Oval	11	8
Cardiff Cobras RLFC	Cardiff Oval	8	8
Central Newcastle Rugby League	St John Oval	12	8
Dora Creek Rugby League	Dora Creek District Workers Club	5	3
Glendale Gorillas Rugby League Club	Bill Bower Oval	8	8
Lakes United Junior Rugby League	Barton Field	9	6
Lakes United Seagulls RLFC	Cahill Oval	6	10
Macquarie Scorpions RLFC	Toronto Oval	9	9
	Toronto Workers Club	9	
Swansea-Caves JRLFC	Parbury Park	6	6
Wangi Warriors JRLFC	Wangi Oval	6	7
<b>Facility Satisfaction</b>	<b>Facility</b>	<b>Facility Component</b>	<b>Level of Satisfaction</b>
Belmont North Sharks JRLC	Lenaghan Oval	Activity Surface	Unsatisfied
		Activity Lighting	Unsatisfied
		Amenities	Unsatisfied
		Supporting Infrastructure	Neutral
Cardiff Cobras RLFC	Cardiff Oval	Activity Surface	Unsatisfied
		Activity Lighting	Neutral
		Amenities	Unsatisfied
		Supporting Infrastructure	Very Unsatisfied
Central Newcastle Rugby League	St John Oval	Activity Surface	Very Satisfied
		Activity Lighting	Very Unsatisfied
		Amenities	Very Satisfied
		Supporting Infrastructure	Satisfied
Dora Creek Rugby League	Dora Creek District Workers Club	Activity Surface	Satisfied
		Activity Lighting	Very Unsatisfied
		Amenities	Very Unsatisfied
		Supporting Infrastructure	Unsatisfied
Glendale Gorillas Rugby League Club	Bill Bower Oval	Activity Surface	Neutral
		Activity Lighting	Satisfied
		Amenities	Unsatisfied
		Supporting Infrastructure	Unsatisfied
Lakes United Junior Rugby League	Barton Field	Activity Surface	Very Unsatisfied
		Activity Lighting	Unsatisfied
		Amenities	Very Unsatisfied

Rugby League (N=10)			
		Supporting Infrastructure	Unsatisfied
Lakes United Seagulls RLFC	Cahill Oval	Activity Surface	Unsatisfied
		Activity Lighting	Satisfied
		Amenities	Very Unsatisfied
		Supporting Infrastructure	Unsatisfied
Macquarie Scorpions RLFC	Toronto Oval	Activity Surface	Satisfied
		Activity Lighting	Very Unsatisfied
		Amenities	Very Unsatisfied
		Supporting Infrastructure	Very Unsatisfied
	Toronto Workers Club	Activity Surface	Satisfied
		Activity Lighting	Very Unsatisfied
		Amenities	Neutral
		Supporting Infrastructure	Neutral
Swansea-Caves JRLFC	Parbury Park	Activity Surface	Unsatisfied
		Activity Lighting	Satisfied
		Amenities	Satisfied
		Supporting Infrastructure	Neutral
Wangi Warriors JRLFC	Wangi Oval	Activity Surface	Neutral
		Activity Lighting	Satisfied
		Amenities	Very Unsatisfied
		Supporting Infrastructure	Unsatisfied
<b>Main barriers in delivering activity in Lake Macquarie</b>	<ul style="list-style-type: none"> <li>• Restricted access/egress for vehicles (one-way entry) Poor lighting Playing/training surface with patches and weeds</li> <li>• Field lighting needs immediate attention. Training room due to poor lighting and space</li> <li>• Change rooms preventing us from hosting bigger events. E.g Semi's, Reps</li> <li>• A lack of secure storage as well as outdated amenities (old showers and toilets, no enclosed bbq area etc). No drainage system on main oval which can lead to long periods of no use after weather events.</li> <li>• We are still waiting for the upgrade of the Belmont Precinct, been waiting 5 years, NIL money spent on amenities. Slowly but surely rusting away</li> <li>• The amenities are old and do not cater for an increasing female participation</li> <li>• Sustaining player numbers</li> <li>• No female facilities to host all female teams. Canteen and BBQ facilities old and redundant. We prevent kids from using toilets, etc in change sheds as they constantly block and have issues. Poor facilities compared to many other venues around the lake</li> <li>• The grandstand was erected in the early 1960s and is in very poor condition and also does not cater for women in sport. No separate change rooms/showers for women. Apart from the old grandstand there is no other under cover area for spectators to watch the games. Also the lighting does not meet minimum standards, only 70 lux on the main ground and should be 100 minimum.</li> <li>• Spectator parking Dressing rooms for men and women inappropriate and inequitable storage disability access outdated amenities inappropriate service areas for selling beverages overuse of the ground sharing with Cardiff junior rugby league cricket pitch is WHS issue for injury (like playing on concrete rugby league pays for quite a majority of fees for upkeep with cricket have a very limited input Cause of ground sharing our games get put back to play under inadequate lights I feel that Council support for the growth of Rugby league in Cardiff is not forth coming and could be viewed as discriminative. We need access to equitable resources as other codes of sport.</li> </ul>		
<b>Ranking of improvements</b>	<b>Rank</b>	<b>Facility</b>	<b>Infrastructure Area</b>

Rugby League (N=10)			
Belmont North Sharks JRLC	1	Lenaghan Oval	Activity Surface
	2	Lenaghan Oval	Activity Lighting
	3	Lenaghan Oval	Supporting Infrastructure
Cardiff Cobras RLFC	1	Cardiff Oval	Supporting Infrastructure
	2	Cardiff Oval	Amenities
	3	Cardiff Oval	Activity Surface
Central Newcastle Rugby League	1	St John Oval	Activity Lighting
	2	St John Oval	Supporting Infrastructure
	3	St John Oval	Activity Surface
Dora Creek Rugby League	1	Dora Creek District Workers Club	
	2		
	3		
Glendale Gorillas Rugby League Club	1	Bill Bower Oval	Supporting Infrastructure
	2	Bill Bower Oval	Amenities
	3	Bill Bower Oval	Activity Surface
Lakes United Junior Rugby League	1	Barton Field	
	2		
	3		
Lakes United Seagulls RLFC	1	Cahill Oval	Amenities
	2	Cahill Oval	Activity Surface
	3	Cahill Oval	Supporting Infrastructure
Macquarie Scorpions RLFC	1	Toronto Oval	Amenities
	2	Toronto Oval	Activity Lighting
	3	Toronto Oval	Supporting Infrastructure
Swansea-Caves JRLFC	1	Parbury Park	Activity Surface
	2	Parbury Park	Activity Lighting
	3	Parbury Park	Supporting Infrastructure
Wangi Warriors JRLFC	1	Wangi Oval	Amenities
	2	Wangi Oval	Activity Surface
	3	Wangi Oval	Supporting Infrastructure
<b>Satisfaction with Management Arrangements</b>	<b>Facility</b>	<b>Level of Satisfaction</b>	<b>Improvements required</b>
	Belmont North Sharks JRLC	Lenaghan Oval	Good
Cardiff Cobras RLFC	Cardiff Oval	Very Unsatisfied	move juniors to back to Cardiff no2 and soccer go to Evans park or vice versa
Central Newcastle Rugby League	St John Oval	Good	reduce ground hire costs
Dora Creek Rugby League	Dora Creek District Workers Club	Neutral	
Glendale Gorillas Rugby League Club	Bill Bower Oval	Good	More involvement of the committee and users of the facility in long term planning
Lakes United Junior Rugby League	Barton Field	Good	repairs and maintenance of amenities block, playing field repairs
Lakes United Seagulls RLFC	Cahill Oval	Good	Council needs to support the decisions made by their committees and not over rule decisions

Rugby League (N=10)			
Macquarie Scorpions RLFC	Toronto Oval	Good	Both user groups football and rugby league have hands on management of the ground and between them work through any issues
	Toronto Workers Club	Good	Both user groups football and rugby league have hands on management of the ground and between them work through any issues
Swansea-Caves JRLFC	Parbury Park	Excellent	None
Wangi Warriors JRLFC	Wangi Oval	Excellent	
<b>Satisfaction with Access</b>	<b>Facility</b>	<b>Level of Satisfaction</b>	<b>Improvements required</b>
Belmont North Sharks JRLC	Lenaghan Oval	Neutral	enclose the creek, back fill and make access/ egress two-way
Cardiff Cobras RLFC	Cardiff Oval	Unsatisfied	Install carparks
Central Newcastle Rugby League	St John Oval	Good	driveway inside grounds to be re done
Dora Creek Rugby League	Dora Creek District Workers Club	Good	
Glendale Gorillas Rugby League Club	Bill Bower Oval	Good	Possibly a surfaced car park. However that is low on the list of priorities
Lakes United Junior Rugby League	Barton Field	Good	we have good access to Barton Ovals
Lakes United Seagulls RLFC	Cahill Oval	Unsatisfied	Complete fencing to stop public access to reduce consistent vandalism and dog use.
Macquarie Scorpions RLFC	Toronto Oval	Good	try to limit the number of teams that train and play on the ground to assist the ground to recover during the playing season
	Toronto Workers Club		
Swansea-Caves JRLFC	Parbury Park	Excellent	None
Wangi Warriors JRLFC	Wangi Oval	Good	
<b>Satisfaction with Maintenance Arrangements</b>	<b>Facility</b>	<b>Level of Satisfaction</b>	<b>Improvements required</b>
Belmont North Sharks JRLC	Lenaghan Oval	Neutral	Stop mowing the rugby league field at cricket field length exposing grass roots
Cardiff Cobras RLFC	Cardiff Oval	Neutral	maybe use contractor instead of civil lake to save money and quicker response
Central Newcastle Rugby League	St John Oval	Good	
Dora Creek Rugby League	Dora Creek District Workers Club	Excellent	
Glendale Gorillas Rugby League Club	Bill Bower Oval	Neutral	An online register for maintenance requests to allow users to see past requests and avoid duplicate maintenance requests as well as planned actions by council
Lakes United Junior Rugby League	Barton Field	Very Unsatisfied	repairs and maintenance of amenities block, playing field repairs
Lakes United Seagulls RLFC	Cahill Oval	Unsatisfied	Find the old bore spears so watering can be used in winter and summer at reduced costs

Rugby League (N=10)						
Macquarie Scorpions RLFC	Toronto Oval	Good		LMCC attend to all requests, so no changes		
	Toronto Workers Club	Neutral				
Swansea-Caves JRLFC	Parbury Park	Excellent		None		
Wangi Warriors JRLFC	Wangi Oval	Neutral				
<b>Membership (collated) (n=7)</b>		<b>2020</b>	<b>2019</b>	<b>2018</b>	<b>2017</b>	<b>2016</b>
	<b>Senior</b>	44%	46%	48%	51%	47%
	<b>Junior</b>	56%	54%	52%	49%	53%
	<b>Male</b>	734	917	934	963	969
	<b>Female</b>	152	219	120	97	69
	<b>LMCC (%)</b>	95%	95%	95%	95%	96%
	<b>Non- LMCC (%)</b>	5%	5%	5%	5%	4%
	<b>Total</b>	<b>886</b>	<b>1136</b>	<b>1054</b>	<b>1060</b>	<b>1038</b>
<b>Reasons for Changes</b>	<ul style="list-style-type: none"> <li>Development of junior women's tackle teams and a positive reputation for Belmont North JRLC</li> <li>lack of junior numbers resulted in loss of teams</li> <li>Senior registrations have risen as we have had success in the local league as well as adding a second senior men's side this year. Junior registrations have been in decline due to not enough players to register a team in some age groups</li> <li>we have averaged 100 players each year for many years</li> <li>Our female participation has increased since the club started to compete in the competitions Ladies League Tag and will increase in 2020 with the planned participation in the women's tackle competition.</li> <li>Club is becoming more professional and trying to engage with our community more</li> <li>Macquarie Scorpions RLFC entered womens sides in competitions. 2020 no womens sides entered and only Macquarie Scorpions only entered an Under 19 side in the competition. Full participation in 2021</li> <li>more women playing</li> </ul>					
<b>COVID-19 impacts</b>	No (x2) Yes: <ul style="list-style-type: none"> <li>resume normal competitions</li> <li>Discounted fees in the new year</li> <li>We have a very strong Old Boys contingent and 2020 membership renewal was postponed.</li> <li>Additional merchandise provided with rego fee</li> <li>Macquarie Scorpions did not enter 4 senior sides in 2020 due to Covid, but in 2021 all sides both men and women will be participating. All players re-signed for 2021.</li> <li>did not participate 2020 season</li> </ul>					
<b>Membership Capping/ Waiting List</b>	<ul style="list-style-type: none"> <li>No (x6)</li> <li>Limit on registration numbers for each team.</li> <li>Only 1 side in each junior age group and senior team</li> <li>cannot expand due to ground overusage</li> </ul>					
<b>School-based community facilities used</b>	<b>School</b>	<b>Facility Type</b>		<b>Reasons</b>		
	No (x9)					
<b>Barriers to using school facilities for sport</b>	<ul style="list-style-type: none"> <li>No (x5)</li> <li>We have not considered schools at this stage as most do not have lighting.</li> </ul>					
<b>Facilities used for Events</b>	<b>Facility</b>	<b>Elements required to be brought in</b>				
Glendale Gorillas Rugby League Club	Bill Bower Oval	Additional toilets				

Rugby League (N=10)		
Lakes United Junior Rugby League	Barton Field	
Lakes United Seagulls RLFC	Hunter Barnett Fields	No, these are only used in pre-season due to the number of players and not having access to Cahill as cricket is still competing
Lakes United Seagulls RLFC	Lumsdon Field	
Lakes United Seagulls RLFC	Miller Field	
Macquarie Scorpions RLFC	Dora Creek District Workers Club	
Macquarie Scorpions RLFC	Toronto Oval	Grandstand seating
Macquarie Scorpions RLFC	Wangi Oval	
<b>Business or Development Plan</b>	No	
<b>Additional Comments</b>		
<ul style="list-style-type: none"> <li>• Rugby League desperately needs more funding and surface and infrastructure up grades</li> <li>• Communication with clubs needs to improve most training for football clubs is held in winter when days are short so we train at night and the lighting is very poor</li> <li>• A detailed plan available to the public would be beneficial to allow us to see the direction things are moving and allow input</li> <li>• Please spend some money upgrading facilities</li> <li>• I have been involved with the Belmont Sport Grounds Master Plan since 2015 which would promote/ assist Rugby League, Cricket, Baseball, Tennis, Netball and Soccer for the area but keeps getting delayed. The local schools and businesses would also benefit as major competitions could be held at the facilities. Between the sports listed above we have hundreds of Senior, Junior, Male and Female sports people participating with a facility that lacks the appropriate parking, amenities and playing surfaces.</li> <li>• Macquarie Scorpions RLFC a user group has a business plan, but the Toronto Ovals Operating Committee does not have a written plan. Would like to see sports facilities in the western part of Lake Macquarie improved, particularly at Toronto Oval and Keith Barry Oval. The grandstand at Toronto Oval is very old (early 1960s) and it is embarrassing when we host events such as the NSW Combined High School trials over 3 days in May each year and teams from all over NSW attend the carnival and pass comment on the poor standard of the grandstand facility. We have lost the hosting of Knights trials and games and they have gone to Maitland, St John Oval and Cessnock because they have better facilities.</li> <li>• Cardiff oval could be made a premium facility for rugby league as it is well supported by the local community. It is in the business centre of Cardiff</li> </ul>		



Rugby Union (N=1)						
SSO	NSW Rugby Union					
Regional Association						
Clubs	Lake Macquarie Rugby					
Main Competition/ training Facility	Facility / Area	Hours/ week - Training		Hours/ week - Competition		
	Walters Park	20		16		
Facility Satisfaction	Facility	Facility Component		Level of Satisfaction		
	Walters Park	Activity Surface		Neutral		
		Activity Lighting		Very Satisfied		
		Amenities		Unsatisfied		
		Supporting Infrastructure		Very Unsatisfied		
Main barriers in delivering activity in Lake Macquarie	poor parking facilities and poor amenities for premier sport					
Ranking of improvements	Rank	Facility		Infrastructure Area		
	1	Walters Park		Amenities		
	2	Walters Park		Supporting Infrastructure		
	3	Walters Park		Activity Surface		
Satisfaction with Management Arrangements	Facility	Level of Satisfaction		Improvements required		
	Walters Park	Good		Nothing in particular		
Satisfaction with Access	Facility	Level of Satisfaction		Improvements required		
	Walters Park	Good		None		
Satisfaction with Maintenance Arrangements	Facility	Level of Satisfaction		Improvements required		
	Walters Park	Good		None		
Membership (collated)		2020	2019	2018	2017	2016
	Senior		50%	50%	45%	45%
	Junior	100%	50%	50%	55%	55%
	Male	147	288	317	211	221
	Female	37	96	106	53	55
	LMCC (%)	95%	95%	95%	95%	95%
	Non- LMCC (%)	5%	5%	5%	5%	5%
	<b>Total</b>	<b>184</b>	<b>384</b>	<b>422</b>	<b>264</b>	<b>276</b>
Reasons for Changes	mainly the facilities. people like to play out of good facilities if not up to a standard they move on.					
COVID-19 impacts	people not prepared to risk their health for a game of sport					
Membership Capping/ Waiting List	No					
School-based community facilities used	School	Facility Type		Reasons		
	No					
Barriers to using school facilities for sport	No					
Facilities used for Events	Facility	Elements required to be brought in				
Lake Macquarie Rugby	Boolaroo Bowling Club					
	Club Macquarie					
	Warners Bay Sports Club					

Rugby Union (N=1)	
<b>Business or Development Plan</b>	No
<b>Additional Comments</b>	

Softball (N=1)						
<b>SSO</b>	Softball NSW					
<b>Regional Association</b>	Newcastle Softball Association					
<b>Clubs</b>	Belmont Softball Club					
<b>Main Competition/ training Facility</b>	<b>Facility / Area</b>	<b>Hours/ week - Training</b>		<b>Hours/ week - Competition</b>		
	Lumsdon Field	3		0		
<b>Facility Satisfaction</b>	<b>Facility</b>	<b>Facility Component</b>		<b>Level of Satisfaction</b>		
	Lumsdon Field	Activity Surface		Unsatisfied		
		Activity Lighting		Unsatisfied		
		Amenities		Unsatisfied		
		Supporting Infrastructure		Unsatisfied		
<b>Main barriers in delivering activity in Lake Macquarie</b>	Sharing the grounds with other users					
<b>Ranking of improvements</b>	<b>Rank</b>	<b>Facility</b>		<b>Infrastructure Area</b>		
	1	Lumsdon Field		Activity Surface		
	2	Lumsdon Field		Amenities		
	3	Lumsdon Field		Activity Lighting		
<b>Satisfaction with Management Arrangements</b>	<b>Facility</b>	<b>Level of Satisfaction</b>		<b>Improvements required</b>		
	Lumsdon Field	Good				
<b>Satisfaction with Access</b>	<b>Facility</b>	<b>Level of Satisfaction</b>		<b>Improvements required</b>		
	Lumsdon Field	Good				
<b>Satisfaction with Maintenance Arrangements</b>	<b>Facility</b>	<b>Level of Satisfaction</b>		<b>Improvements required</b>		
	Lumsdon Field	Neutral				
<b>Membership (collated)</b>		<b>2020</b>	<b>2019</b>	<b>2018</b>	<b>2017</b>	<b>2016</b>
	<b>Senior</b>	75%	60%			
	<b>Junior</b>	25%	40%			
	<b>Male</b>	20	40			
	<b>Female</b>	60	60			
	<b>LMCC (%)</b>	80%	70%			
	<b>Non- LMCC (%)</b>	20%	30%			
	<b>Total</b>	<b>80</b>	<b>100</b>	<b>80</b>	<b>80</b>	<b>80</b>
<b>Reasons for Changes</b>	Other sport interests					
<b>COVID-19 impacts</b>	Wasn't able to play finals last season - people have lost interest and not playing much sport at all now					
<b>Membership Capping/ Waiting List</b>	No					
<b>School-based community facilities used</b>	<b>School</b>	<b>Facility Type</b>		<b>Reasons</b>		
	No					

Softball (N=1)		
<b>Barriers to using school facilities for sport</b>	No	
<b>Facilities used for Events</b>	<b>Facility</b>	<b>Elements required to be brought in</b>
<b>Business or Development Plan</b>	No	
<b>Additional Comments</b>		
There no much support for sports which are not high profile eg softball		

Tennis (N=7)			
<b>SSO</b>	Tennis NSW		
<b>Regional Association</b>			
<b>Clubs</b>	Blacksmiths Tennis Club, Cagney Tennis Academy, Rathmines Tennis Club, Redhead Tennis Club, Swansea South Tennis Club, Tennis Central, West Wallsend Tennis Club		
<b>Main Competition/ training Facility</b>	<b>Facility / Area</b>	<b>Hours/ week - Training</b>	<b>Hours/ week - Competition</b>
Blacksmiths Tennis Club	Blacksmiths Tennis Club	0	0
Cagney Tennis Academy	Eleebana Tennis Courts	60	25
	Lakelands Tennis Courts	0	0
Rathmines Tennis Club	Rathmines Tennis Courts	20	0
Redhead Tennis Club	Redhead Tennis Courts	22	4
Swansea South Tennis Club	Swansea South Tennis Courts	18	6
Tennis Central	Belmont Macquarie Tennis Courts	115	138
West Wallsend Tennis Club	West Wallsend Tennis Courts		
<b>Facility Satisfaction</b>	<b>Facility</b>	<b>Facility Component</b>	<b>Level of Satisfaction</b>
Blacksmiths Tennis Club	Blacksmiths Tennis Club	Activity Surface	Very Satisfied
		Activity Lighting	Very Satisfied
		Amenities	Very Satisfied
		Supporting Infrastructure	Very Satisfied
Cagney Tennis Academy	Eleebana Tennis Courts	Activity Surface	Satisfied
		Activity Lighting	Very Satisfied
		Amenities	Neutral
		Supporting Infrastructure	Satisfied
	Lakelands Tennis Courts	Activity Surface	Very Satisfied
		Activity Lighting	Satisfied
		Amenities	Very Satisfied
		Supporting Infrastructure	Satisfied
Rathmines Tennis Club	Rathmines Tennis Courts	Activity Surface	Unsatisfied
		Activity Lighting	Very Unsatisfied
		Amenities	Satisfied
		Supporting Infrastructure	Satisfied

Tennis (N=7)			
Redhead Tennis Club	Redhead Tennis Courts	Activity Surface	Satisfied
		Activity Lighting	Satisfied
		Amenities	Very Satisfied
		Supporting Infrastructure	Very Satisfied
Swansea South Tennis Club	Swansea South Tennis Courts	Activity Surface	Satisfied
		Activity Lighting	NA
		Amenities	Satisfied
		Supporting Infrastructure	Satisfied
Tennis Central	Belmont Macquarie Tennis Courts	Activity Surface	Very Satisfied
		Activity Lighting	Very Unsatisfied
		Amenities	Very Unsatisfied
		Supporting Infrastructure	Very Unsatisfied
West Wallsend Tennis Club	West Wallsend Tennis Courts	Activity Surface	Very Satisfied
		Activity Lighting	Very Unsatisfied
		Amenities	Satisfied
		Supporting Infrastructure	Satisfied
<b>Main barriers in delivering activity in Lake Macquarie</b>	<ul style="list-style-type: none"> <li>Finding satisfactory staff</li> <li>Poor lighting and a poor playing surface on 2 courts</li> <li>we have no lighting on our courts so cannot hire after 7pm in summer and 5 pm in winter. Also signage in Swansea to where courts are....advertising &amp; promoting of tennis</li> <li>Nil</li> <li>In the first five years of the Tennis Central lease with very low numbers the facility was adequate. Now with 600 players/students a week plus at least the same in family members. The facility requires very urgent capital works to cater for this many people.</li> <li>Lighting</li> </ul>		
<b>Ranking of improvements</b>	<b>Rank</b>	<b>Facility</b>	<b>Infrastructure Area</b>
Blacksmiths Tennis Club	1	Blacksmiths Tennis Club	Amenities
	2	Blacksmiths Tennis Club	Supporting Infrastructure
	3	Blacksmiths Tennis Club	Activity Surface
Cagney Tennis Academy	1	Eleebana Tennis Courts	Amenities
	2	Eleebana Tennis Courts	Supporting Infrastructure
	3	Lakelands Tennis Courts	Supporting Infrastructure
Rathmines Tennis Club	1	Rathmines Tennis Courts	Activity Lighting
	2	Rathmines Tennis Courts	Activity Surface
	3	Rathmines Tennis Courts	Amenities
Redhead Tennis Club	1	Redhead Tennis Courts	Activity Lighting
	2	Redhead Tennis Courts	Activity Surface
	3	Redhead Tennis Courts	Amenities
Swansea South Tennis Club	1	Swansea South Tennis Courts	Activity Lighting
	2		Supporting Infrastructure
	3		Activity Surface
Tennis Central	1	Belmont Macquarie Tennis Courts	Activity Lighting
	2		Amenities
	3		Supporting Infrastructure

Tennis (N=7)			
West Wallsend Tennis Club	1	West Wallsend Tennis Courts	Activity Lighting
	2		Amenities
	3		Supporting Infrastructure
<b>Satisfaction with Management Arrangements</b>	<b>Facility</b>	<b>Level of Satisfaction</b>	<b>Improvements required</b>
Blacksmiths Tennis Club	Blacksmiths Tennis Club	Excellent	
Cagney Tennis Academy	Eleebana Tennis Courts	Excellent	Designated point of contact for all enquiries - sometimes I'm not sure who to call
	Lakelands Tennis Courts	Excellent	Designated point of contact for all enquiries - sometimes I'm not sure who to call
Rathmines Tennis Club	Rathmines Tennis Courts	Good	
Redhead Tennis Club	Redhead Tennis Courts	Very Unsatisfied	Nil
Swansea South Tennis Club	Swansea South Tennis Courts	Good	Have LMCC take over the Insurance side & not have thru NSW Tennis
Tennis Central	Belmont Macquarie Tennis Courts	Excellent	None
West Wallsend Tennis Club	West Wallsend Tennis Courts	Neutral	
<b>Satisfaction with Access</b>	<b>Facility</b>	<b>Level of Satisfaction</b>	<b>Improvements required</b>
Blacksmiths Tennis Club	Blacksmiths Tennis Club	Excellent	
Cagney Tennis Academy	Eleebana Tennis Courts	Excellent	None required
	Lakelands Tennis Courts	Excellent	None required
Rathmines Tennis Club	Rathmines Tennis Courts	Excellent	
Redhead Tennis Club	Redhead Tennis Courts	Good	hire arrangements of courts
Swansea South Tennis Club	Swansea South Tennis Courts	Excellent	
Tennis Central	Belmont Macquarie Tennis Courts	Excellent	None
West Wallsend Tennis Club	West Wallsend Tennis Courts	Good	
<b>Satisfaction with Maintenance Arrangements</b>	<b>Facility</b>	<b>Level of Satisfaction</b>	<b>Improvements required</b>
Blacksmiths Tennis Club	Blacksmiths Tennis Club	Excellent	
Cagney Tennis Academy	Eleebana Tennis Courts	Neutral	There are several issues just outside the leased area that have been in desperate need of attention for the past 6 months. I have brought this to LMCC's attention, but nothing has been done to resolve it as yet. The result is the commencement of potential damage to the playing surface.
	Lakelands Tennis Courts	Unsatisfied	Fencing is an issue - part of it blew over in the wind

Tennis (N=7)						
Rathmines Tennis Club	Rathmines Tennis Courts	Neutral				
Redhead Tennis Club	Redhead Tennis Courts	Good			BBQ area	
Swansea South Tennis Club	Swansea South Tennis Courts	Good			Have Council have a court cleaning company to clean our courts at least every 12 to 18 mths	
Tennis Central	Belmont Macquarie Tennis Courts	Excellent			NA	
West Wallsend Tennis Club	West Wallsend Tennis Courts	Unsatisfied			more regular lawn maintenance	
<b>Membership (collated) (n=6)</b>		<b>2020</b>	<b>2019</b>	<b>2018</b>	<b>2017</b>	<b>2016</b>
	<b>Senior</b>	73%	73%	70%	70%	70%
	<b>Junior</b>	27%	27%	30%	30%	30%
	<b>Male</b>	393	362	336	314	287
	<b>Female</b>	589	542	504	471	430
	<b>LMCC (%)</b>	95%	95%	95%	95%	95%
	<b>Non- LMCC (%)</b>	5%	5%	5%	5%	5%
	<b>Total</b>	<b>982</b>	<b>904</b>	<b>840</b>	<b>785</b>	<b>717</b>
<b>Reasons for Changes</b>	<ul style="list-style-type: none"> <li>Our participation has steadily increased as the organisation has taken on leases at tennis centres across LMCC region, allowing us to provide a more professional and all-encompassing / full tennis service, rather than be constrained by having to work around the requirements of an "old school" traditional club. COVID-19 has actually increased our participation and numbers, rather than decrease, as we were the only sport that was able to continue throughout the entire pandemic.</li> <li>Steady</li> <li>Young people are working and as we do not have lighting they cannot play nights...Older people are injured or gone to a sport that is not as active</li> <li>We have had massive growth in every category of business activity over past five years (Note figures are per week): <ul style="list-style-type: none"> <li>Coaching (students) 70 &gt; 200,</li> <li>League (players) 22 &gt; 202,</li> <li>members (players) 38 &gt; 175,</li> <li>Schools (students) 25 &gt; 150,</li> <li>Casual Court Hirers (players) 12 &gt; 60.</li> </ul> </li> <li>less juniors due to a lack of interest in juniors wanting to play the sport</li> </ul>					
<b>COVID-19 impacts</b>	<p>No (x6)</p> <ul style="list-style-type: none"> <li>Yes - It has been a positive impact, as tennis was the only sport to be able to continue throughout COVID-19, we have increased our numbers and continued to maintain them / grow further due to our service being as good as it is.</li> </ul>					
<b>Membership Capping/ Waiting List</b>	<ul style="list-style-type: none"> <li>No (x5)</li> <li>We have waiting lists for certain coaches, certain days of the week and at certain centres</li> <li>We are maxed out on League Players</li> </ul>					
<b>School-based community facilities used</b>	<b>School</b>	<b>Facility Type</b>		<b>Reasons</b>		
	No (x7)					
<b>Barriers to using school facilities for sport</b>	<ul style="list-style-type: none"> <li>No (x1)</li> <li>Only barrier is the difficulty in getting access to the schools - often the receptionist refuses to allow us onto school grounds at the moment with COVID-19. Once we actually get into the school so they can experience what we offer, they almost always book in</li> </ul>					

Tennis (N=7)		
Facilities used for Events	Facility	Elements required to be brought in
Swansea South Tennis Club	Belmont Macquarie Tennis Courts	
Swansea South Tennis Club	Cardiff Park Tennis	
Swansea South Tennis Club	Hillsborough Tennis Courts	
Swansea South Tennis Club	Redhead Tennis Courts	
Cagney Tennis Academy	Croudace Bay Sports Complex	This centre is due to be converted to netball and a new centre in the area built. Due to the uncertainty around whether we get the lease on the new centre and the timing of the re-build etc, we are holding back on too much activity there, preferring instead to utilise other centres while we wait and see what will happen.
<b>Business or Development Plan</b>	No	
<b>Additional Comments</b>		
<ul style="list-style-type: none"> <li>Only that the meetings for any discussions are always in the evening and as we work in the evenings, we are always unable to attend and are left in the dark / out in the cold. Also the process in which LMCC deliberates on and decides which facility will receive funding for improvements - this is a difficult area to understand. Some more clarity on this process would be nice - is it a timing thing, is it a sport by sport thing, is it participation based? Etc</li> <li>Do not increase fees...have courts professionally cleaned every 12/18 months....give us lights</li> <li>Tennis Central over the past five years has highlighted that tennis is a growing sport in LMCC area. In very simply terms the facility requires capital works and court expansion to keep tennis growing.</li> <li>just still trying to get lights fixed. We have operated with sub standard lighting for many years now and despite many approaches to council still have not got a result</li> </ul>		

Sport not disclosed/ no contact information provided (N=10)			
<b>SSO</b>			
<b>Regional Association</b>			
<b>Clubs</b>			
Main Competition/ training Facility	Facility / Area	Hours/ week - Training	Hours/ week - Competition
	Aitchison Reserve		
	Carbeen Street Oval		
	Caves Beach Tennis Courts		
	Caves Beach Tennis Courts		
	Kahibah Oval	6	6
	Kahibah Oval		5
	Kahibah Oval		
	Ron Hill Oval Ron Hill Oval		
	Swansea Workers Club Co-Op Ltd	12	24
	Toronto Workers Club	8	26
Facility Satisfaction	Facility	Facility Component	Level of Satisfaction
	Kahibah Oval	Activity Surface	Neutral
		Activity Lighting	Neutral

Sport not disclosed/ no contact information provided (N=10)						
		Amenities	Neutral			
		Supporting Infrastructure	Neutral			
	Swansea Workers Club Co-Op Ltd	Activity Surface	Very Satisfied			
		Activity Lighting	Neutral			
		Amenities	Satisfied			
		Supporting Infrastructure	Satisfied			
	Toronto Workers Club	Activity Surface	Very Satisfied			
		Activity Lighting	Very Satisfied			
		Amenities	Very Satisfied			
		Supporting Infrastructure	Very Satisfied			
<b>Main barriers in delivering activity in Lake Macquarie</b>						
<b>Ranking of improvements</b>	<b>Rank</b>	<b>Facility</b>	<b>Infrastructure Area</b>			
	1					
	2					
	3					
<b>Satisfaction with Management Arrangements</b>	<b>Facility</b>	<b>Level of Satisfaction</b>	<b>Improvements required</b>			
	Caves Beach Tennis Courts	Good	Nil			
	Swansea Workers Club Co-Op Ltd	Neutral				
<b>Satisfaction with Access</b>	<b>Facility</b>	<b>Level of Satisfaction</b>	<b>Improvements required</b>			
	Swansea Workers Club Co-Op Ltd	Good				
<b>Satisfaction with Maintenance Arrangements</b>	<b>Facility</b>	<b>Level of Satisfaction</b>	<b>Improvements required</b>			
	Swansea Workers Club Co-Op Ltd	Good				
<b>Membership (collated) (n=1)</b>		<b>2020</b>	<b>2019</b>	<b>2018</b>	<b>2017</b>	<b>2016</b>
	<b>Senior</b>					
	<b>Junior</b>					
	<b>Male</b>					
	<b>Female</b>					
	<b>LMCC (%)</b>					
	<b>Non- LMCC (%)</b>					
	<b>Total</b>	<b>120</b>	<b>121</b>	<b>128</b>	<b>130</b>	<b>128</b>
<b>Reasons for Changes</b>						
<b>COVID-19 impacts</b>	No (x1)					
<b>Membership Capping/ Waiting List</b>	No (x1)					
<b>School-based community facilities used</b>	<b>School</b>	<b>Facility Type</b>		<b>Reasons</b>		
	No (x1)					
<b>Barriers to using school facilities for sport</b>						
<b>Facilities used for Events</b>	<b>Facility</b>	<b>Elements required to be brought in</b>				



Sport not disclosed/ no contact information provided (N=10)		
	Mount Sugarloaf Pony Club	
<b>Business or Development Plan</b>	No	
<b>Additional Comments</b>		

## 3.2 Lake Macquarie Sporting Clubs Workshops

This section summarises the key issues and common themes arising from three workshops that were conducted with sporting groups on the 3, 4 and 5 November 2020.

Across the three sessions, 67 sporting club representatives participated. The workshops focused on obtaining user groups feedback on the current strengths and opportunities within the Lake Macquarie sport landscape. This included a diverse range of topics including facilities, athlete pathways, resourcing, administration and management structures.

### What is working now?

- Improved planning of sport facilities by Council over recent years
- Management Committee's / Delegated Authorities and having the capacity to assist manage sport facilities.
- The Facility Manager Online system was identified as working well, providing a central point of resources for the delegate authorities
- Approachability of Council staff. It was indicated that there is open and transparent communication
- High quantity of sport facilities and the condition of playing surfaces was commended
- Low / no fees for use of the facilities

### What should we stop doing?

- Operational works without advising user groups and Council staff accessing canteens
- Allocation of resources based on ward boundaries or street surveillance / presence. It was felt that some facilities were not prioritised as they were not seen visually from passing traffic
- Developing plans without a known and secure implementation mechanism. A reference made to lighting upgrades being 'on the plan' for 15 years

### What do we currently do, but could be improved?

- Collaborate between clubs and Council with respect to grants. Ideas included Council applying for grants for known priorities and providing an allocation for matching funding
- Upgrading major sport precincts such as Belmont
- Allocation of more development contribution funds towards community sport infrastructure
- Providing a clear prioritisation framework to help with allocation of resources and regularly communicating what facility priorities are on the planning horizon.
- There were requests for Delegated Authorities to have the capacity to organise operational and capital works using suitably qualified contractors
- Fees for use of synthetic athletics track with reference made to local schools travelling to Newcastle due to cost of local facility
- Maximising the capacity of sport infrastructure through field enhancements and supporting infrastructure such as lighting.

- Delegated Authority model whilst supported, may reduce cohesion across clubs as it doesn't allow for bigger picture thinking or communication across catchment areas or codes
- Greater communication and collaboration across the Lake Macquarie sporting landscape
- Increasing role of Council maintenance resource allocations in alignment with facility categorisation
- Attracting major and special events with the potential to align with tourism outcomes
- Community sport should have adequate all weather facilities in priority over event sport.

#### **What new things should we consider?**

- National and/or prestige sports events to be planned for
- Greater consultation prior to works being undertaken
- Whole of life asset management leading to more sustainable resourcing
- Providing a regional indoor sport facility that caters for a range of sports

#### **Thinking ahead in 20 years' time – what should the sporting landscape in Lake Macquarie look like?**

- Lake Mac – the sporting capital of regional NSW. A facility that is able to handle large events such as Sheffield Shield, AFLW or AFL preseason games and other codes equivalent. This facility could also handle large events such as interregional carnival big games.
- Providing fit-for-purpose yet adaptable facilities that are accessible to all members of the current and future community
- Enhance quality of sport facilities and supporting infrastructure
- A city that has planned sporting capacity for the amount of people wanting to play sport or should be playing sport.
- Providing pathway opportunities for current and aspiring athletes
- Premier level facilities for each of the major sporting codes
- A range of sport events that leverage from the Lake Macquarie landscape to provide tourism and economic activation
- Sport will be easily accessible and relevant at all stages of life, including our aging population
- Sport venues are safe environments with good levels of activation
- A new approach to club administration in response to declining volunteerism

#### **How can we work together to achieve this vision?**

- A common theme of increasing communication between sport clubs. Ideas included meeting by catchment area, re-forming the Lake Macquarie Sport Council and/or a broader sport forum format
- Council to assist in promotion and development of sporting services and programs
- Reducing "red tape" to allow for expedience in implementation
- Sports collaborate between codes, hospitality groups and tourism to create a calendar of major events and then council work toward having the appropriate sport infrastructure to do this that is affordable
- Working with increased diversity / CALD communities to ensure inclusion
- Seek partnerships to complement as opposed to compete when it comes to facility upgrades

### 3.3 Facility/ Venue Satisfaction Levels & Improvements

This section is a collation of the venue/ facility specific information presented within the sport tables (refer 3.1); the information presented covers user groups satisfaction with aspects of the facility (activity surface, lighting, amenities and supporting infrastructure), management arrangements, access and maintenance.

146 facilities were listed in the survey for respondents to select, however 75-77 were selected and rated by survey respondents, with some facilities being rated/ ranked by one user group.

**Table 11: Satisfaction Scoring for Aspects of Facilities**

Facility	Satisfaction Scores (5 = Very Satisfied; 3 = Neutral, 1 = Very Unsatisfied)						
	Activity Surface	Activity Lighting	Amenities	Supporting Infra	Mgmt A'ments	Access	Maint'ce
Aitchison Reserve	3.33	2.5	3.33	3.33	3.67	4	3.67
Alan Davis Field	2.5	3	4.5	3	1.5	2.5	4
Auston Oval					4	5	4
Awaba Oval	4	3	4	5	1	1	3
Barton Field	1	2	1	2	4	4	1
Baxter Field	3	3	2	3	4	5	4
Belmont Golf Club Limited	5	4	4	4	1	2	1
Belmont Macquarie Tennis Courts	5	1	1	1	5	5	5
Belmont North Netball Courts	3	4	4	1	4	1	3
Bernie Goodwin Reserve	3	5	5	4	4	5	4
Bill Bower Oval	2.5	4.5	1.5	2.5	2.5	2.5	3.5
Blacksmiths Oval	2	1	2	1	4	5	4
Blacksmiths Tennis Club	5	5	5	5	5	5	5
Cahill Oval	2	4	1	2	4	2	2
Carbeen Street Oval	4	1	3	2	4	5	2
Cardiff Bowling Club	4	2	4	4	4	3	3
Cardiff Oval	2	3	2	1	1	2	3
Caves Beach Netball Courts	2	2	2	2	4	2	4
Caves Beach Tennis Courts					4		
Chapman Oval	4	4	4.5	4	4	4.5	4
Charlestown Bowling Club Limited	4	4	4	4	5	5	4
Charlestown Oval	4	3	3	3	3	4	4
Croudace Bay Sports Complex	2	2	2	2.5	3	3	3.5
Dora Creek District Workers Club	4	1	1	2	3	4	5

Satisfaction Scores (5 = Very Satisfied; 3 = Neutral, 1 = Very Unsatisfied)							
Facility	Activity Surface	Activity Lighting	Amenities	Supporting Infra	Mgmt A'ments	Access	Maint'ce
Douglass Street Oval	1	1	1	1	5	5	4
Edgeworth Fields	4	4	1	2	4	3	4
Eleebana Tennis Courts	4	5	3	4	5	5	3
Evans Park	3	1	3	3	4	5	4
Fassifern Oval	3.5	4	4.5	2	4	2.5	4
Feighan Oval	4	4	3	2	4	4	4
Finnan Oval	5	3	3	2	4	4	3
Fishburn Field	4	3	1	1	3	3	2
Garden Suburb Fields	1	1	2	3	5	4	4
Hillsborough Oval	1.5	2	2.5	2	4	3.5	4
Hunter Sports Centre	5	5	5	5	3	3	5
Jack Edwards Field	2	1	1	2	3	4	3
Jack McLaughlan Field	4	5	1	4	5	5	4
Jack Stewart Netball Courts	5	5	4	4	5	4	4
John Street Oval	4	4	5	2	4	4	4
Kahibah Oval	4	3.67	4	3.67	3.5	4	4
Lake Macquarie BMX		4	2	2	3	2	2
Lakelands Oval	3		1	1	4	4	4
Lakelands Tennis Courts	5	4	5	4	5	5	2
Lenaghan Oval	2	2	2	3	4	3	3
Liles Oval	4	2	4	3	5	4	4
Lisle Carr Field	4	2	2.5	3	3	3	4
Lumsdon Field	2	2	2	2	4	4	3
Lydon Field	4	3	1	3	4	4	4
Macquarie Field	4	2	2	3	4	4	4
Marks Oval	5	2	3	2	5	5	5
Molly Smith Netball Courts	4	3	2	2	4	3	3
Neegulbah Park	1	2	4	4	1	1	1
Parbury Park	2	4	4	3	5	5	5
Pasterfield Sports Complex	5	5	5	4	4	5	4
Quinn Park	1		3	3	4	4	1
Rathmines Tennis Courts	2	1	4	4	4	5	3
Redhead Tennis Courts	4	4	5	5	1	4	4
Ron Hill Oval	4	2	4	2	5	5	4
St John Oval	4.5	1	4.5	4	4	4	4
Swansea South Tennis Courts	4		4	4	4	5	4

Facility	Satisfaction Scores (5 = Very Satisfied; 3 = Neutral, 1 = Very Unsatisfied)						
	Activity Surface	Activity Lighting	Amenities	Supporting Infra	Mgmt A'ments	Access	Maint'ce
Swansea Workers Club Co-Op Ltd	5	3	4	4	3	4	4
Toronto Oval	4	1	2.5	2.5	3	3	4
Toronto Workers Club	4.33	3.67	3.67	4.33	4.5	5	3.5
Tulkaba Park	2	2	4	2	4	5	3
Ulinga Park	2.5	2	1.5	1.5	2	3.5	2
Ulinga Park - Netball courts	2	3	3	1	1	3	2
Ulinga Park - Tennis		4	3	1	1	3	3
Walters Park	3	5	2	1	4	4	4
Wangi Oval	3	3.5	1.5	3	3.5	3	3
Warners Bay Sports Club	2	2	4	2	3	2	1
Waterboard Oval	4	1	1	3	3	4	4
West Wallsend Tennis Courts	5	1	4	4	3	4	2
Other:	3.5	2.67	1.75	2.5	3	3.25	3.25
Answered	76	77	77	77	76	75	75

Improvements were ranked for importance by facility and respondents had the opportunity to suggest improvements that relate to the facility types listed above (refer Table 11). There are some facilities in Table 12 that do not have specific infrastructure items listed – in these cases the facility was indicated as requiring improvements without the corresponding infrastructure type.

**Table 12: Ranked facility Improvements at selected facilities**

Facility	Improvement – Infrastructure Type		
	Ranked Most Important	Ranked Second	Ranked Third
Aitchison Reserve	Activity Surface Activity Lighting	Amenities x2	Supporting Infrastructure x2
Alan Davis Field		Activity Surface	
Auston Oval		Activity Surface	
Awaba Oval		Amenities Activity Lighting	
Barton Field			
Baxter Field	Activity Surface	Amenities	Supporting Infrastructure
Belmont Golf Club Limited	Amenities	Activity Surface	Supporting Infrastructure
Belmont Macquarie Tennis Courts	Activity Lighting	Amenities	Supporting Infrastructure
Belmont North Netball Courts			
Bernie Goodwin Reserve	Activity Surface		Supporting Infrastructure
Bill Bower Oval	Amenities Supporting Infrastructure	Activity Surface Amenities	Supporting Infrastructure Activity Surface
Blacksmiths Oval	Activity Surface	Activity Lighting	Amenities
Blacksmiths Tennis Club	Amenities	Supporting Infrastructure	Activity Surface
Cahill Oval	Amenities	Activity Surface	Supporting Infrastructure
Carbeen Street Oval	Supporting Infrastructure	Activity Lighting	Amenities

Facility	Improvement – Infrastructure Type		
	Ranked Most Important	Ranked Second	Ranked Third
Cardiff Bowling Club	Activity Lighting	Supporting Infrastructure	Amenities
Cardiff Oval	Supporting Infrastructure	Amenities	Activity Surface
Caves Beach Netball Courts	Amenities	Activity Surface	Activity Lighting
Chapman Oval	Activity Lighting	Supporting Infrastructure	Activity Surface
Charlestown Bowling Club Limited	Activity Surface	Activity Lighting	Supporting Infrastructure
Charlestown Oval,		Supporting Infrastructure	
Croft Oval,			Supporting Infrastructure
Croudace Bay Sports Complex	Activity Surface	Amenities	Supporting Infrastructure
Dora Creek District Workers Club			
Douglass Street Oval	Amenities	Activity Lighting	Supporting Infrastructure
Edgeworth Fields	Amenities	Supporting Infrastructure	Activity Lighting
Eleebana Oval			
Eleebana Tennis Courts	Amenities	Supporting Infrastructure	
Ernie Calland Oval			Activity Surface
Evans Park	Activity Lighting	Activity Surface	Supporting Infrastructure
Fassifern Oval	Supporting Infrastructure x2	Activity Surface	Activity Lighting
Feighan Oval			
Finnan Oval	Supporting Infrastructure	Activity Lighting	Amenities
Fishburn Field	Amenities	Supporting Infrastructure	Activity Surface
Garden Suburb Fields	Activity Surface	Amenities	Activity Lighting
Hillsborough Oval	Activity Surface		Amenities
Hunter Sports Centre	Supporting Infrastructure	Activity Surface	Amenities
Jack Edwards Field			
Jack McLaughlan Field	Amenities	Activity Surface	Supporting Infrastructure
Jack Stewart Netball Courts	Amenities	Supporting Infrastructure	Activity Surface
John Street Oval		Supporting Infrastructure	
Kahibah Oval	Supporting Infrastructure		
Lake Macquarie BMX	Activity Surface	Amenities	Supporting Infrastructure
Lakelands Tennis Courts			Supporting Infrastructure
Lenaghan Oval	Activity Surface	Activity Lighting	Supporting Infrastructure
Liles Oval	Supporting Infrastructure	Activity Surface	Activity Lighting
Lisle Carr Field	Activity Lighting	Amenities	Activity Surface
Lumsdon Field	Activity Surface	Amenities	Activity Lighting
Lydon Field	Amenities	Activity Lighting	Supporting Infrastructure
Macquarie Field	Amenities	Activity Lighting	Activity Surface
Marks Oval	Activity Lighting	Amenities	Supporting Infrastructure
Neegulbah Park	Activity Surface	Activity Lighting	Supporting Infrastructure
New Tredinnick Fields	Activity Lighting		
Parbury Park	Activity Surface	Activity Lighting	Supporting Infrastructure
Pasterfield Sports Complex	Supporting Infrastructure	Activity Surface	Amenities
Pendlebury Oval			Activity Surface
Quinn Park	Activity Surface	Supporting Infrastructure	
Rathmines Tennis Courts	Activity Lighting	Activity Surface	Amenities
Redhead Tennis Courts	Activity Lighting	Activity Surface	Amenities
Ron Hill Oval	Supporting Infrastructure Activity Lighting	Amenities	Activity Surface
St John Oval	Activity Lighting	Activity Surface	Supporting Infrastructure

Facility	Improvement – Infrastructure Type		
	Ranked Most Important	Ranked Second	Ranked Third
Swansea South Tennis Courts	Activity Lighting	Supporting Infrastructure	Activity Surface
Toronto Oval	Activity Surface Amenities	Activity Lighting	Supporting Infrastructure
Toronto Workers Club	Amenities	Activity Surface	Activity Lighting
Tulkaba Park	Activity Surface	Activity Lighting	Amenities
Ulinga Park	Amenities x2	Activity Surface Activity Lighting	Activity Lighting Activity Surface
Walters Park	Amenities	Supporting Infrastructure	Activity Surface
Wangi Oval	Supporting Infrastructure Amenities	Activity Lighting Activity Surface	Amenities Supporting Infrastructure
Warners Bay Sports Club			
Waterboard Oval	Supporting Infrastructure	Amenities	Activity Lighting
West Wallsend Tennis Courts	Activity Lighting	Amenities	Supporting Infrastructure

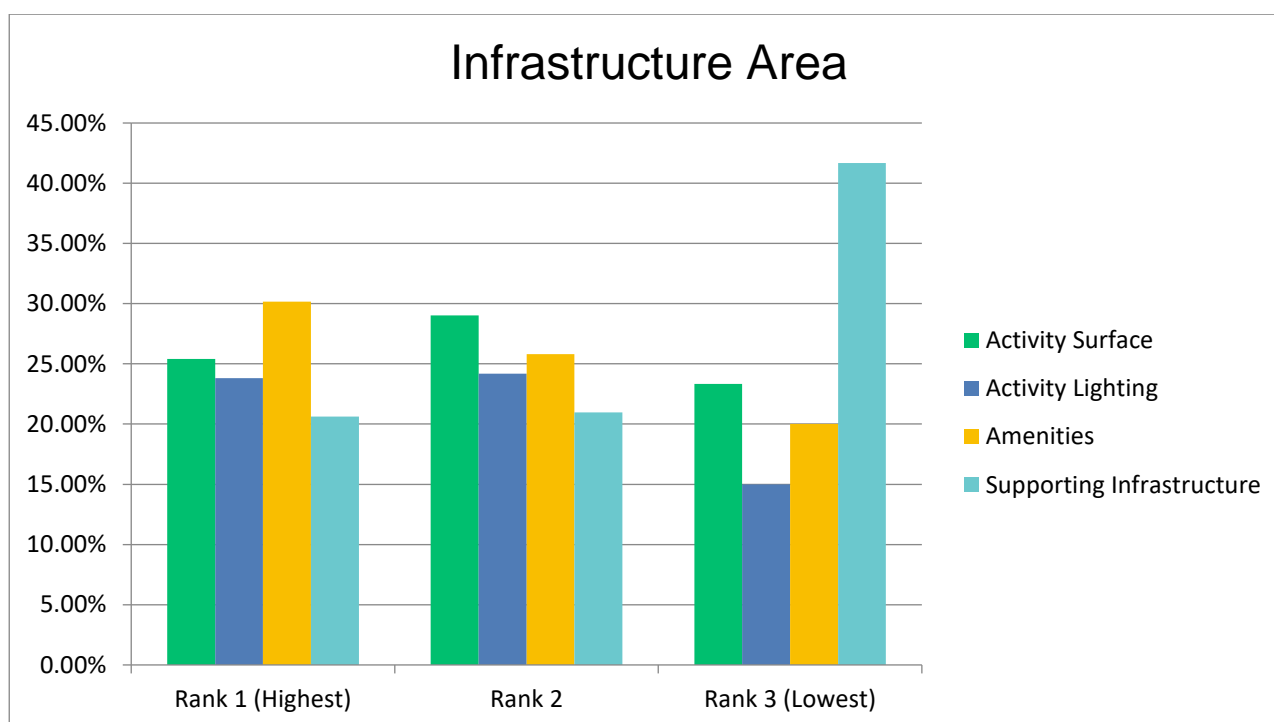


Figure 14: Aspects of Facility Ranking of Importance for Improvement

Respondents were provided the opportunity to suggest improvements to management arrangements, access and maintenance; the comments/ suggestions provided for each facility are included in Table 13, below. In summary the comments fall within the following themes, noting that comments have been provided on less than half of the facilities listed, and the table only includes those facilities that attracted a comment:

- Management arrangements:
  - Generally supportive of ovals board functioning
  - Requesting improved communication with ovals board or with Council
  - Have identified a range of facility improvements required
  - Timeliness of responding to requests or funding improvements
- Access
  - Responses covered aspects of physical access (carparking, driveways, access for disabled, security, fencing) etc and bookings, use of various aspects of the facility.
  - Some were confused by the question, that is what type of information was sought

- Maintenance arrangements
  - Main issues are timeliness in responding to requests/ completing works
  - Requests for improved communication
  - A number of respondents are happy with all aspects of maintenance arrangements



**Table 13: Suggested Improvements to Management Arrangements/ Access and Maintenance Arrangements (at Facilities)**

Facility	Suggested improvements		
	Management Arrangements	Access	Maintenance
Aitchison Reserve	<ul style="list-style-type: none"> <li>• Croquet can liaise direct with LMCC and just cc in Belswans.</li> <li>• Nil/ nothing</li> </ul>	Nil	<ul style="list-style-type: none"> <li>• More immediate response to maintenance requests</li> <li>• Reported maintenance gets actioned well by LMCC. Whole site needs upgrades / maintenance due to age. Paint, lighting, doors etc.</li> </ul>
Alan Davis Field	Council formal involvement (problem is multi-user conflict); avoid shared operating committees	Volunteer booking officer difficult - No obvious solution; Allow our club to make usage decisions independently from other sporting clubs.	Council maintenance is excellent - no need for change
Auston Oval		Nil	Nil
Awaba Oval			Better communication
Barton Field	repairs and maintenance of amenities block, playing field repairs	We have good access to Barton Ovals	
Belmont Golf Club Limited	Less of and more practical environmental solutions	A safe egress from the club to the highway	All maintenance is carried out by the club
Belmont Macquarie Tennis Courts	None	None	NA
Belmont North Netball Courts		Better road to drive on	
Bernie Goodwin Reserve	Nil	Nil	Nil
Bill Bower Oval	<ul style="list-style-type: none"> <li>• As a seasonal user, my organisation is excluded from the current management model (operating committee) in place at this facility. As such, we are often excluded from the decision making process of this facility. For a major user, representation on this committee is essential.</li> <li>• More involvement of the committee and users of the facility in long term planning</li> </ul>	Possibly a surfaced car park. However that is low on the list of priorities	An online register for maintenance requests to allow users to see past requests and avoid duplicate maintenance requests as well as planned actions by council
Blacksmiths Oval	Nil		

Facility	Suggested improvements		
	Management Arrangements	Access	Maintenance
Cahill Oval	Council needs to support the decisions made by their committees and not over rule decisions	Complete fencing to stop public access to reduce consistent vandalism and dog use.	Find the old bore spears so watering can be used in winter and summer at reduced costs
Carbeen Street Oval	Maintenance addressed in a more timely manner.	Improved security with a bar to the second vehicle entrance.	Maintenance requests to be addressed in a more timely manner.
Cardiff Oval	move juniors to back to Cardiff no2 and soccer go to Evans park or vice versa	Install car parks	maybe use contractor instead of civil lake to save money and quicker response
Caves Beach Netball Courts		Safer access from service road and main entrance to the courts	
Caves Beach Tennis Courts	Nil		
Charlestown Bowling Club Limited	Happy with arrangement. Well supported	Improved access from bus stops	None
Charlestown Oval	In need of an ovals board.	unsure what question is actually asking.	
Croudace Bay Sports Complex	Needs drainage, lights and other facilities	<ul style="list-style-type: none"> <li>Extending the concrete path from the netball clubhouse to the cricket nets to improve accessibility for those in a wheelchair and make it easier for us to move the bowling machine between the nets and our storage shed.</li> <li>Need 12 month access</li> </ul>	<ul style="list-style-type: none"> <li>For the last 10 years we solely maintained the cricket nets ourselves. We recently put a request in for LMCC to replace damaged panels and they were promptly replaced, which was fantastic. Given that this was our first foray into asking for council assistance with maintenance, it would be nice to know more about the budget (presumably tied to the training fees we pay) and scope of works for other repairs in future.</li> <li>Too slow</li> </ul>
Douglass Street Oval	Nothing, as I am one involved with the committee for the ground		
Edgeworth Fields	LMCC response	No Disabled Access	Communicate Maintenance Schedule to Club
Eleebana Tennis Courts	Designated point of contact for all enquiries - sometimes I'm not sure who to call	None required	There are several issues just outside the leased area that have been in desperate need of attention for the past 6 months. I have brought this to LMCC's attention, but nothing has been done to resolve it as yet.

Facility	Suggested improvements		
	Management Arrangements	Access	Maintenance
			The result is the commencement of potential damage to the playing surface.
Fassifern Oval	None at this time	<ul style="list-style-type: none"> <li>None at this time</li> <li>All weather access which will help improve keep the Disabled parking area clear of dirt after rain.</li> </ul>	None at this time
Feighan Oval	Nothing major. Communication is clear but sometimes a little slow with responses.	Clearly defined agreements with shared uses. AFL vs Cricket	New facilities will likely not need much not watering of the fields during winter is sometimes lacking.
Finnan Oval	Current management including the Ovals Board do a good job	Improved fencing for safety and security purposes	Mowing of all fields and surrounding grass areas more regularly as well as cleaning of the toilets and building as a whole
Fishburn Field	Our facility has not been included on the council list for improvements which are overdue.	Erection of a barrier fence on Rosemary Row at the southern end of Field No 1. Trail bikes and 4WD vehicles can gain access at this point. (I have forwarded a report and photos previously) Pedestrian access to 2 small bridges across the stormwater drain off Rosemary Row to the rear of our clubhouse also needs improving.	Both Field No 1 & No 2 are currently mowed by council each fortnight. During the growing period of October to February-March the fields should be mowed by council on a weekly basis. The perimeter and outer field areas also need whipper snipping/mowing more regularly.
Garden Suburb Fields	Nil	Cricket book the fields for Saturday and Sunday in February and March each year, but never use on a Sunday. This prevents us having pre-season trials in this period. Blanket bookings when there is no confirmed use of the ground are an issue.	More frequent mowing of the areas outside of the playing surfaces.
Hillsborough Oval	Keys to be supplied. Currently only one key issued as last owners the AFL, did not hand all back	Keys and Fencing	<ul style="list-style-type: none"> <li>Nil. Always clean. Always mowed.</li> <li>None</li> </ul>
Hunter Sports Centre	More flexibility and collaboration when organising the season	Allowing athletes to access the track in a number of sessions for free, not only one.	Ensuring any maintenance or improvements are made outside our season dates, allowing for maximum usage for our members
Jack Edwards Field	New facilities and lighting		

Facility	Suggested improvements		
	Management Arrangements	Access	Maintenance
Jack McLaughlan Field	Communication re maintenance could improve		improved communication re mowing day and time
Jack Stewart Netball Courts	None	More car parks	
John Street Oval	None	None	None
Kahibah Oval	Ovals Board arrangement and shared site with soccer club has its challenges, but overall is a good working option at Kahibah.	unsure what question is actually asking.	
Lake Macquarie BMX	Contribution from Lake Macquarie City Council	Facility accessible to the public	Contribution by LMCC of surrounds not track
Lakelands Oval	None	None	None
Lakelands Tennis Courts		None required	Fencing is an issue - part of it blew over in the wind
Lenaghan Oval	Fast track inclusions in budgets for surface and lighting improvements	enclose the creek, back fill and make access/ egress two-way	Stop mowing the rugby league field at cricket field length exposing grass roots
Liles Oval	nil, the grounds committee is very active and keeps the cricket club abreast of any issues or improvements	pave the gravel road from the carpark to the new shed	Liles Oval 01 has a very poor playing surface
Lisle Carr Field	Excellent arrangement with one user governance	Excellent access - no need for improvement	Council maintenance is excellent - no need for change
Lydon Field		drain for the water off the hill, away from the emergency services road	
Macquarie Field	continue to improve communication and relationships	continue to improve relationships with key stakeholders	overall facility upgrade
Marks Oval			Renew some of the outdated facilities
Neegulbah Park	Nil	Nil	Nil
Parbury Park	None	None	None
Pasterfield Sports Complex	That the Operating Committee have more control over the functioning of the facility - e.g. watering of the ground in dry periods	Some issues need to be talked through with The Canopy group to ensure smoother running of the facility.	More pro-active maintenance in some areas would be good - e.g. roller doors are a problem and need to be addressed from a safety viewpoint.
Quinn Park	The surface here is full of bindies and bumpy and mostly unplayable for the summer		Grounds needs to be levelled with something done during summer about bindies

Facility	Suggested improvements		
	Management Arrangements	Access	Maintenance
Redhead Tennis Courts	Nil	hire arrangements of courts	BBQ area
Ron Hill Oval	Ovals board works very well		when council maintenance is required it is usually quite prompt, cannot complain.
St John Oval	Reduce ground hire costs	drive way inside grounds to be re done	
Swansea South Tennis Courts	Have LMCC take over the Insurance side & not have thru NSW Tennis		Have Council have a court cleaning company to clean our courts at least every 12 to 18 mths
Toronto Oval	<ul style="list-style-type: none"> <li>Restructuring of the RHOCCC</li> <li>Both user groups football and rugby league have hands on management of the ground and between them work through any issues.</li> </ul>	<ul style="list-style-type: none"> <li>Shared facility is not conducive to expanding our sporting vision</li> <li>try to limit the number of teams that train and play on the ground to assist the ground to recover during the playing season</li> </ul>	<ul style="list-style-type: none"> <li>Car park area could be improved.</li> <li>LMCC attend to all requests, so no changes</li> </ul>
Toronto Workers Club	Nil	Nil	General green maintenance
Tulkaba Park	More information from Council to the Ovals Board regarding improvements etc that are planned for the oval and facilities.		More general maintenance on the playing surface eg. spraying (including surrounding areas), feeding
Ulinga Park	<ul style="list-style-type: none"> <li>Needs upgrade</li> <li>online booking system installed</li> </ul>	<ul style="list-style-type: none"> <li>Could do with more disability access</li> <li>online booking system installed</li> </ul>	Plan of field management needs to be transparent, communicated to the COC
Ulinga Park – Netball courts	Online booking system installed	Online booking system installed	Plan of future maintenance and management for this facility
Ulinga Park - Tennis	Online booking system installed	Online booking system installed	still working out system
Walters Park	Nothing in particular	None	None
Wangi Oval	The ovals board rarely ever meets. The ovals board is very dysfunctional	We only have access to a very small number of keys. This makes it very difficult as we have a range of committee members who are involved who need access.	The oval could have been top-dressed during Covid Lock down but it wasn't. It's also difficult to ensure line marking is continually happening.
Warners Bay Sports Club	Increase community / council participation	improve bowling greens, seating and sun protection for participants	Initiate an arrangement
Waterboard Oval	Its ok	Just maintenance in topping up the gravel to keep the access safe and free from potholes	It would be good to have someone check in a couple of times a year and ask if anything has been noticed that needs attention.
West Wallsend Tennis Courts			more regular lawn maintenance

Facility	Suggested improvements		
	Management Arrangements	Access	Maintenance
Other	<ul style="list-style-type: none"> <li>• Edgeworth Ovals 2,3 &amp; 4 <ul style="list-style-type: none"> <li>○ LMCC Communication</li> </ul> </li> <li>• Lyall Peacock/ No3 field Toronto <ul style="list-style-type: none"> <li>○ Lighting both, resurfacing no 3 or topsoil and even out. mowing of the field surrounds</li> </ul> </li> <li>• We need to be able to book the grounds through an independent body not grounds committees that have their own agenda and want to keep people from using the grounds</li> </ul>	<ul style="list-style-type: none"> <li>• No Disabled Access</li> <li>• we have limited access. we only have use of toilets and grounds no access to storage or canteen facilities</li> </ul>	<ul style="list-style-type: none"> <li>• Communicate Maintenance Schedule to Club</li> <li>• no3 has a terrible surface and insufficient lighting</li> </ul>

## 4. Lake Macquarie Regional Sport Associations

### 4.1 Lake Macquarie Regional Sport Associations Survey

This section summarises the key findings from the Lake Macquarie Survey of Regional and State Sport associations conducted online from 31 August to 8 November 2020.

A total of 23 surveys were completed with respondents providing information on:

- Membership numbers, profile for previous 5 years with reasons for changes
- With COVID-19 having a significant impact on organised sport in 2020, a question sought to understand if there had been an impact on membership and the planning by the sport to 'bring members back'
- Facility planning
- The extent to which facilities in Lake Macquarie cater for club and for high level competition or events
- Facility assessments conducted by regional/ state associations to determine/ identify upgrade priorities, and the five priorities for facility improvements
- Facility upgrade funding arrangements
- Events hosted within Lake Macquarie and any with the potential to be held in Lake Macquarie in future

Two other SSO provided membership data for Lake Macquarie under separate cover.

The information from this survey is presented by sport.

**Table 14: Sport and Associations that responded to the survey**

Sport	State Association	Regional Association/s
Australian Rules football	X	
Cricket	X	
Cycling	X	
Football (Soccer)	X	X
Football (futsal)	X	
Gymnastics	X	
Hockey (field)		X
Netball	X	X
Roller Derby		X
Rugby League		X
Softball	X	
Tennis	X	
Touch football		X
Volleyball		X

### 4.1.1 Membership and Participation

The following table shows the membership numbers provided for the sports' associations that responded to the survey.

**Table 15: Reported Membership within sport 2016-2020**

Sport	2020	2019	2018	2017	2016
Australian Rules football <sup>2</sup>	943	948	896	777	753
Cricket <sup>3</sup>	2,932	2,550	1,995	N/A	N/A
Cycling		8,938	9,588		
Football (Soccer)	5,907	8,597	8,184	7,830	7,662
• Premier Comp	1,234	1,269	1,048	905	800
Football (futsal) <sup>4</sup>	2019/2020 3,996	2018/2019 3,592	3,230	2,907	2,739
Gymnastics					
Hockey (field)	3,400	3,600	3,600	3,500	3,450
Netball	1,611 <sup>5</sup>	2,998	3,027	3,040	2,006 <sup>4</sup>
Roller Derby	87	101	92	103	129
Rugby League	3,847	4,133	4,020	3,571	3,674
Softball	7,811	7,811	8,301	7,855	6,816
Tennis					
Touch football	0	690	575	590	565
Volleyball	230	215	160	160	135

In addition to the membership data for the five years (see table above); breakdown of the data into the following categories was also provided:

- Percentage of seniors and juniors
- Percentage of males and females
- Percentage of Lake Macquarie City Council residents and non-residents

Reviewing the State Association membership data (n = 7<sup>6</sup>) indicates that the proportion of seniors

- to juniors was unchanged over the 5 years for cycling (70:30), netball (25:75) and futsal (10:90).
- in cricket has decreased from 60% in 2017 to 45% in 2020
- in Australian Rules decreased from 45% in 2017 to 35% in 2019 and 2020
- in football was 35% in 2016 and has returned to this level in 2020 after declining to 25% in 2018
- in softball has increased from 50% (2016 & 2017) to 55% (2018 – 2020)

Reviewing the State Association membership data (n = 7) indicates that the gender profile of members over the five years of data has been maintained, with the largest change shown in cricket (95% in 2016 to 85% males in 2020).

Reviewing the State Association membership data (n = 6) indicates that the residency profile of members over the five years of data has not altered, with the exception of softball which has seen an increase in Lake Macquarie residents from 10% in 2016 to 15% in 2020.

21 respondents provided information on reasons for change in participation/ membership, noting that the advice was to provide this information for the period/s prior to the impact of COVID-19. The open-ended responses have been provided in Table 16:

<sup>2</sup> Resident in Lake Macquarie LGA

<sup>3</sup> Club competition only

<sup>4</sup> Season is from 1 Sep to end Aug

<sup>5</sup> Membership data provided by two regional associations

<sup>6</sup> Two SSO did not provide the breakdown



**Table 16: Reasons given for changes in participation/ membership (N=21)**

Organisation	Reasons Provided
Hunter Volleyball	<ul style="list-style-type: none"> <li>• <i>activation of junior development coaches</i></li> <li>• <i>delivery of female athlete development programs in 2019 to support the pathway into a new adult women's also competition launched in 2019, ready for entry into the competition in 2020</i></li> <li>• <i>creation of junior participation programs in 2018 to deliver in 2019 including come and try events, 6 week beach program and 8 week indoor programs</i></li> <li>• <i>securing a new venue in order to deliver juniors and women's programs without sacrificing limited court time already utilised by adult social competitions</i></li> <li>• <i>activation of a new committee under a newly incorporated structure</i></li> </ul>
<b>Roller Derby</b> Newcastle Roller Derby League Newcastle junior Roller Derby	<ul style="list-style-type: none"> <li>• <i>Lack of venues for holding bouts at a reasonable price.</i></li> <li>• <i>We have been trying to increase membership however due to venue issues in our area we have to travel to be able to host games and boot camps.</i></li> </ul>
<b>Netball</b> Netball NSW Westlakes District Netball Assoc Inc Charlestown Netball Association	<ul style="list-style-type: none"> <li>• <i>general migration across sports and standard withdrawals like work commitment studies etc.</i></li> <li>• <i>Financial situations within families as fee's increase.</i></li> <li>• <i>Choice of available sports.</i></li> <li>• <i>Lack of volunteers.</i></li> <li>• <i>No real changes, numbers fluctuate, we lose many 14/18's due to work commitments.</i></li> </ul>
Cricket NSW	<ul style="list-style-type: none"> <li>• <i>Steady increase experienced.</i></li> <li>• <i>Introduction of Junior Formats and Entry Level Programs (Cricket Blast; Junior Blaster &amp; Master Blasters) has seen expansion in juniors / grassroots cricket.</i></li> <li>• <i>Creation of Club Hubs so that clubs are expanding into growth areas on LGAs.</i></li> <li>• <i>Growth of girls' cricket due to success of the WBBL and women's international cricket.</i></li> </ul>
<b>Football</b> Macquarie Football Limited Northern NSW Football	<ul style="list-style-type: none"> <li>• <i>Advertising.</i></li> <li>• <i>Safety of the sport.</i></li> <li>• <i>Northern NSW Football competitions have grown due to more age groups being added to the competitions model &amp; the implementation of a Skill Acquisition program for 9-11 year olds at premier clubs.</i></li> <li>• <i>The increasing popularity of Summer Football &amp; social programs &amp; Football Fives.</i></li> </ul>
Northern NSW Futsal Association	<ul style="list-style-type: none"> <li>• <i>Lake Macquarie has only two small Futsal clubs that are members of NNSW Futsal, Windale PCYC, that can only provide one field on a Saturday and Awaba tennis courts that are a new club and growing slowly but too far for the majority that live in the Lake Macquarie.</i></li> <li>• <i>Those that are live in Lake Macquarie and are close enough travel to Broadmeadow to play the game but majority find the club too far.</i></li> <li>• <i>We have acquired the courts at the Macquarie College , lake Rd Wallsend, as a venue this year which will hopefully attract people from that area but with Covid restrictions and the late outdoor season this will not be a good year for all sports including Futsal.</i></li> </ul>
AFL NSWACT	<ul style="list-style-type: none"> <li>• <i>Competition structures have proven to be a sound reason as to participation changes across the LGA.</i></li> <li>• <i>Between 2016-2018, a previous Senior League Board encouraged some clubs not to field as many teams, to ensure better fixture alignment, which has seen participation growth stagnate in this time.</i></li> </ul>

Organisation	Reasons Provided
	<ul style="list-style-type: none"> <li>Female growth has occurred due to an introduction of additional youth girls age groups, which has seen female numbers rise.</li> <li>Warners Bay have seen a large increase in junior numbers over this time, due to the excellent recruitment strategies the club have put in place.</li> <li>Cardiff have seen good growth since 2019, after being relocated to Pasterfield Sporting Complex.</li> </ul>
Rugby League Newcastle Junior Rugby League Association Lakes United Juniors RLFC	<ul style="list-style-type: none"> <li>We have had reasonable growth in membership since 2017</li> <li>Changes in the age group and the use of social media to encourage participants has helped</li> </ul>
Cycling NSW	Membership prices and format has changed due to governing body making the changes
Newcastle International Hockey Centre	Other sports and clashes of dates so multiple sports cannot be played.

Respondents were asked if the restrictions arising from the impact of COVID-19 had affected membership and the organisation plans for their return. Five respondents indicated no impact, 13 indicated an impact, with their plans for return of members included in Table 17.

**Table 17: COVID-19 related strategies to re-attract members**

Sport	Strategies
Volleyball	2020 programming (Term 1 and 2) was severely affected. There has been no junior representative program developed and no state or national associations holding selection events and championships. Term 3 and 4 has seen <b>unprecedented demand for junior participation (beginner) programs</b> due to usual winter sports not being able to deliver their seasons. 100% of kids participating in Term 3 and 4 programs now would otherwise have been playing soccer, netball, basketball or other sports, but are trying volleyball. We <b>advertised</b> on FB for our Term 3 programs and have not had to advertise Term 4 programs due to word of mouth, a new website and a new Facebook page feeding information to the local communities. We have <b>requested additional court hours</b> from our current venue for 2021 in order to capitalise on this demand and offer a wider range of programs. We are also going to offer an <b>additional beach program</b> for juniors to prepare them for more structured indoor offerings in 2021.
Netball	Responses from the three netball respondents offered a range of responses: <ul style="list-style-type: none"> <li>Minor decrease</li> <li>Insufficient committee members willing to support COVID-19 safety plan</li> <li>Loss of number of teams due to fear of COVID-19, with belief that they will return, once fear is overcome.</li> </ul>
Cricket	Registration has declined but uncertain as to reason. Plan to introducing Term 1 Programs, <b>more variety and social competitions</b> for the first time in Lake Macquarie this season.
Football	<b>Direct contact</b> via email and general advertising
Touch	No competition conducted to date
Softball	<b>Different types of competitions</b>
Roller Derby	Membership slightly reduced due to COVID. We have put in place <b>COVID safe policies</b> , return to training and we are <b>reviewing membership costs</b>
Futsal	The season has been put back due to extended Outdoor season and at this stage of pre-registration we are down 30 %.
Australian Rules	The steady growth we have seen over a number of years has stagnated in 2020. The exception to this has been Warners Bay Juniors, who have grown by 20% this year. <b>Communication</b> will be provided to both 2019 and 2020 participants in relation to our 2021 Season.
Rugby League	No plan at present

Sport	Strategies
Cycling	holding events/ races will bring more memberships

## 4.1.2 Facilities

Three SSO, one regional association and one local club uploaded a Facility Plan in response to a request to do so.

Respondents were asked to rank performance/ ability for facilities within Lake Macquarie City in catering for club competition and to list facilities within each ranking.

**Table 18: Facilities ranked for ability to cater for club and local competition**

Sport	Exceed Standards	Meets Standards	Does not meet Standards
Volleyball	Hunter Sports High School	PCYC Lake Macquarie	<ul style="list-style-type: none"> <li>Newcastle Indoor Sports Warners Bay</li> <li>Hunter Sport Centre</li> <li>Gateshead Indoor Sports</li> </ul>
Football	Pasterfield Sporting Complex	All other football ovals, with exception of: <ul style="list-style-type: none"> <li>Douglas Street Oval,</li> <li>Jack Edwards Oval,</li> <li>Taylor Park,</li> <li>Edgeworth No.2-3-4</li> </ul>	<ul style="list-style-type: none"> <li>Douglas Street Oval,</li> <li>Jack Edwards Oval,</li> <li>Taylor Park,</li> <li>Edgeworth No.2-3-4</li> </ul>
Hockey	Football	bowls	
Futsal	None in Lake Macquarie	Macquarie School (still to be established)	Awaba will be much better for its new Futsal courts being done
Australian Rules	Pasterfield Sporting Complex	Feighan Oval	Tulkaba Oval
Netball	<ul style="list-style-type: none"> <li>Athletics (Glendale)</li> <li>Northern NSW Football (Speers Point)</li> </ul>	<ul style="list-style-type: none"> <li>Most venues meet the standards</li> <li>Westlakes believe lake mac caters for our club level competition</li> <li>Lakeside Netball</li> <li>Westlakes Netball</li> <li>Charlestown Netball</li> </ul>	
Roller Derby			<ul style="list-style-type: none"> <li>There are no applicable ones for us to host games</li> <li>There are no Roller Derby facilities provided in Lake Macquarie LGA</li> </ul>
Rugby League	<ul style="list-style-type: none"> <li>St John Oval</li> <li>Parbury Ova</li> </ul>	<ul style="list-style-type: none"> <li>Dudley Oval</li> <li>Keith Barry Oval</li> </ul>	<ul style="list-style-type: none"> <li>Lenaghan Oval</li> <li>Cardiff Oval</li> <li>Bower Oval</li> <li>Barton Oval</li> <li>Valentine Oval</li> <li>Wangi Oval</li> <li>Windale Oval</li> </ul>
Touch		Concerns of metal fencing close to dead ball	
Softball	NA	NA	NA

Respondents were asked to select and rank facilities able to cater for high level competition or events

**Table 19: Facilities ranked for ability to cater for high level competition and events**

Sport	Exceed Standards	Meets Standards	Does not meet Standards
<b>Regional Associations</b>			
Hunter Volleyball Inc.	Hunter Sports High School		<ul style="list-style-type: none"> <li>PCYC Lake Macquarie</li> <li>Newcastle Indoor Sports Warners Bay</li> <li>Hunter Sport Centre</li> <li>Gateshead Indoor Sports</li> </ul>
Newcastle Junior Rugby League Association	St John Oval	<ul style="list-style-type: none"> <li>Dudley Oval</li> <li>Keith Barry Oval</li> <li>Parbury Oval</li> </ul>	<ul style="list-style-type: none"> <li>Lenaghan Oval</li> <li>Cardiff Oval</li> <li>Bower Oval</li> <li>Barton Oval</li> <li>Valentine Oval</li> <li>Wangi Oval</li> <li>Windale Oval</li> </ul>
Westlakes District Netball Assoc Inc		Charlestown & Lakeside Associations are bigger associations in our LM LG area, however, they are on the other side of the lake. Westlakes on the western side of the lake, do not have enough courts for high level competition	
Newcastle Junior Roller Derby			None available
Newcastle Roller Derby League			There are no Roller Derby facilities provided in Lake Macquarie LGA
Central Charlestown Touch Association			Not enough Fields
<b>State Associations</b>			
Cricket NSW	Pasterfield	Cahill Oval	<ul style="list-style-type: none"> <li>Kahibah</li> <li>Ron Hill Oval</li> </ul>
Northern NSW Football	Lake Macquarie Regional Football Facility	<ul style="list-style-type: none"> <li>St John Oval</li> <li>Jack McLaughlan Oval</li> <li>Cahill Oval</li> <li>Macquarie Field</li> <li>Lisle Carr Oval</li> <li>Lyall Peacock Field</li> </ul>	<ul style="list-style-type: none"> <li>Allen Davies Field</li> <li>John St Warners Bay</li> <li>Croudace Bay Complex</li> <li>Blacksmiths Oval</li> <li>Kahibah Oval</li> <li>Ulinga Oval</li> <li>Johnston Park</li> </ul>
Netball NSW		<ul style="list-style-type: none"> <li>Lakeside Netball</li> <li>Westlakes Netball</li> <li>Charlestown Netball</li> </ul>	
Northern NSW Futsal Association		No facilities available for High level.	PCYC limitations and Awaba outdoor and distance
AFL NSWACT		Pasterfield Sporting Complex	<ul style="list-style-type: none"> <li>Feighan Oval,</li> <li>Tulkaba Oval</li> </ul>

Sport	Exceed Standards	Meets Standards	Does not meet Standards
<b>Regional Associations</b>			
Softball NSW	NA	NA	NA

Respondents were asked if they conducted regular facility assessments in order to inform priorities for upgrade, 15 responses were received with four indicating that they did not do this work (two not interested and two willing to undertake in the future). Of the 11 that responded positively, five are SSO and referred to range of assessment tools, checklists and standards, e.g.:

- Refer back to Cricket Australia's Community Cricket Facility Guidelines.
- Through a facilities audit for premier competitions & NNSWF premier competitions "club facilities checklist".
- NSW progressively developing facilities plans or asset management plans for each association
- Facility audit conducted and regional priorities agreed upon annually.

Regional associations (n = 4) provided a range of assessment types, priority setting and examples:

- Needs have been identified for example, our canteen was inside the clubhouse, volunteers were reluctant to do canteen duties as they could not watch games & visitors to the association did not know where the canteen was. So we worked on improving canteen facility.
- Only safety assessments
- Surface of netball courts, condition of surrounds, regularly upgrade the clubhouse.
- We are always looking for a venue who can host derby training and events

Respondents were asked to list their top 5 facility priority improvements; these are detailed in the following table:

**Table 20: Facility Improvements nominated by Regional/ State Sport Organisations**

Organisation	P #	Facility/ Venue	Improvement Works
Netball NSW	1	Molly Smith Netball Courts	
	2	Jack Stewart Netball Courts	
	3	Wangi Netball Courts	
Westlakes District Netball	1	Wangi Netball Courts	
Charlestown Netball Association	1	Jack Stewart Netball Courts	Playing Area
	2		Surface
	3		Lights
	4		Amenities
	5		Supporting Infrastructure
Cricket	1	Kahibah Oval	Supporting Infrastructure
	2	Cahill Oval	Amenities
	3	Miller Field	Amenities
	4	Ron Hill Oval	Playing Area
	5	Tulkaba Park	Playing Area
Northern NSW Football	1	Croudace Bay Sports Complex	Lights
	2	Harold Knight Oval	Amenities
	3	Macquarie Field	Amenities
	4	Blacksmiths Oval	Amenities
	5	Lisle Carr Field	Lights
Macquarie Football Limited	1	Douglass Street Oval	Amenities
	2	Edgeworth Fields	Amenities
	3	Taylor Park	Amenities
	4	Jack Edwards Field	Amenities
	5	Garden Suburb Fields	Lights
Touch	1	St John Oval	Supporting Infrastructure
Australian Rules	1	Feighan Oval	Amenities

Organisation	P #	Facility/ Venue	Improvement Works
	2	Tulkaba Park	Amenities
	3		Surface
	4	Feighan Oval	Supporting Infrastructure
	5	Tulkaba Park	Supporting Infrastructure
Rugby League	1	Barton Field	Amenities
	2		Playing Area
	3		Lights
	4		Surface
	5		Amenities

### 4.1.3 Facility Funding

16 responses were received indicating whether the organisation has a facility funding mechanism, six of which do not. Of those that do have a mechanism, the examples included:

- Sinking funds
- Maintenance account
- Australian Cricket Infrastructure Fund - Councils and Clubs eligible to apply for funding to assist with new or upgrades to cricket playing, practice and support infrastructure
- Northern NSW Football Facilities Fund - a levy from players registration
- Being formalised as part of asset management plans for each association site
- Australian Football Facilities Fund) which can be used to contribute to facility upgrades.

### 4.1.4 Events

Information on major events hosted at Lake Macquarie venues:

**Table 21: Major Events Hosted at Lake Macquarie Venues**

Sport	Venue/ Location	Duration	Frequency	Average number	
				Participants	Spectators
<b>State Championships</b>					
Australian Rules	Pasterfield Sports Complex	1-2 days	Annually	250-500	500+
Netball	Jack Stewart Netball Courts	3-5 days	Competitive Bid	500+	500+
<b>Social Weekends</b>					
Netball	Jack Stewart Netball Courts	1-2 days		500+	500+
	Molly Smith Netball Courts	1-2 days	Annually	500+	500+
Rugby League	Barton Field	1-2 days	Annually	500+	250-500
<b>Qualifier Events</b>					
Netball	Jack Stewart Netball Courts	1-2 days	Annually	500+	500+
Football	Jack McLaughlan Field	1-2 days	Annually	0-50	500+
Rugby League	Barton Field	1-2 days	Annually	500+	250-500

Additionally, 13 respondents listed special events not currently hosted in Lake Macquarie that could be in the future:

**Table 22: Potential Major Events Hosted at Lake Macquarie Venues**

Sport	Potential Special Event
Volleyball	Volleyball NSW hosts a Schools Cup (high school) Series featuring 25-35 teams in Newcastle every May. Volleyball NSW host a State Cup (adult) Series featuring 55-70 teams in Newcastle every May. Hunter Sports HS hosts two divisions at their school every year as overflow from Broadmeadow. Hunter Volleyball hosts an annual Australia Day beach volleyball tournament, 25-35 teams every January. No formal arrangement for installing beach volleyball courts on LMCC beach reserves.
Roller Derby	We have hosted Eastern Region competitions in Windsor, tournament weekend with a national coach in Cessnock. Without a venue here we have had to go outside our area NRDL hosts local and state level derby games in Newcastle currently, but would gladly host these events on Lake Macquarie, if facilities were available. We train in Lake Macquarie.
Tennis	If Lake Macquarie LGA had a venue with 12 or more courts, Tennis NSW could host regional and /or state level events that currently go to either Newcastle or the Central Coast
Cricket	State Championships & National Country Championships (male and female) could be held at Belmont Sporting Fields should the provision of four turf playing fields currently within scope of Masterplan and the broader Masterplan be realised.
Touch Softball Cycling	No NA
Football	NNSWF hold significant events at the Lake Macquarie Regional Football Facility but it is not listed as a location in Q12. e.g. major SAP gala days over 2 days, 150-250 players, 500+ spectators. Womens State Cup - Bill Turner Cup finals Currently do not have: <ul style="list-style-type: none"> <li>• A-league academy tournaments</li> <li>• Major school tournaments</li> <li>• Training centre for Women's World Cup –</li> </ul> Jack McLaughlan Oval & Lake Macquarie Regional Football Facility have identified as possible training bases for world cup.
Futsal	We could hold State, Nationals and International, and school events with the right venue. Unlike Central Coast Council with its major indoor multi stadiums, we have no indoor facility in any of the local councils that can accommodate not just us but other indoor activities.
Australian Rules	Elite and second tier AFL hasn't been played in Lake Macquarie due to the facilities required to host these events.
Rugby League	We would love to hold night games but at the moment the lights at Barton do not meet the standard required.

### 4.1.5 Additional comments

13 responses were received with additional comments

**Table 23: Additional Comments on Sport Planning within Lake Macquarie**

Sport	Comments
<b>State Sporting Organisation (SSO)</b>	
Tennis	I haven't gone into detail on questions 2,3,7,8,10 &12 as once we produce our Tennis Restart Audit for all Tennis venues within the Lake Macquarie LGA, it will provide this information. I will email Brad Billett with more information of our Tennis Restart Audit process.
Cricket	Local government is responsible for the provision and maintenance of sporting infrastructure. Council needs to consider increasing its capital investment and resourcing required to rebuild or renovate these assets.

Sport	Comments
	<p>Cricket clubs often are faced with the cost of maintenance to bring the facility up to standard once the winter codes have finished their season. Oval Boards are dominated by the winter codes and contributions are minimal when it comes to season changeover.</p> <p>In consultation with local cricket, it's been communicated that there is a discrepancy in access, shared use and management to amenities which is dominated by winter codes. There is needs to be greater collaboration between sporting codes to assist in identifying and collectively addressing shared infrastructure and facility needs.</p> <p>Cricket must continue to collaborate and strengthen its relationship with local governments across NSW to support the development and growth in the sport. Increased communication between Council and Cricket on facility planning, programs and delivery would be advantageous.</p> <p>Cricket is interested in talking with Council about a purpose-built cricket facility for multiple fixtures, seven days a week, all year round in a location that is accessible to all of the Lake Macquarie community (Speers Point).</p>
Softball	Currently persons who live in the Lake Macquarie City Council area travel to Newcastle or Central Coast to participate in softball competitions.
Football	<p>Northern NSW Football are about to release their NSW Infrastructure Strategy showing the demand for football (soccer) within NSW &amp; the LMCC LGA &amp; the associated shortfall in facility supply. It also outlines the priority projects &amp; types of facility upgrades to cater for increasing participation.</p> <p>NNSWF would welcome an opportunity to discuss facility allocation across the region to ensure adequate training &amp; playing spaces for football due to significant growth &amp; future growth.</p>
Futsal	We have been corresponding with councils and politicians for a few years now. I think its all covered in our Business Plan but would like to thank LMC for at least looking and understanding the communities and our needs. We also have a lot of support from local State and Federal members and together we hope one day to obtain our goals.
Netball	No - netball holds regional carnivals at the 3 association sites on an annual basis Council is very supportive of netball which is greatly appreciated
Australian Rules	There is opportunities for AFL to grow within the east and also the south west of the lake, if facilities are made available for AFL.
<b>Regional Associations</b>	
Volleyball	<p>Hunter Volleyball Inc. (2000657) (HVI) coordinates volleyball programs across the Hunter Region. HVI is an affiliated association of State Volleyball NSW Inc. (Y2717220) and Volleyball Australia. Ltd HVI (formerly Newcastle Volleyball Association) has delivered social volleyball programs on local beaches (Nobbys and Newcastle) as well as indoor programs (Newcastle Basketball Stadium Broadmeadow) for almost three decades. The association has hosted sanctioned events on the Australian Beach Volleyball Tour, the NSW State Beach Tour, NSW School Cup Series (indoor), and the NSW State Cup Series (indoor). Hunter Volleyball has short-term growth strategies aligned to the Olympics (now Tokyo 2021) including the establishment of participation hubs in Lake Macquarie and Maitland, which will complement the existing participation hubs in Newcastle City and Newcastle Beaches. Hunter Volleyball is also developing long-term strategies which consolidate its regional participation hubs and align with State Volleyball NSW goals for leveraging the sports potential leading into the Summer Olympics in 2032. HVI is directly affected by the anticipated relocation of Newcastle Basketball Association's 'home stadium' at Broadmeadow, to the new site at Hillsborough within the Lake Macquarie LGA. HVI is currently negotiating with stakeholders to secure our existing four-hours per week court allocations upon relocation to Hillsborough. HVI is also pressing its claims for an increase to this current allocation due to immediate and future growth requirements. HVI has grown by 25% over the past 18 months and more activities are now creeping into the Lake Macquarie LGA due to lack of access and opportunity within Newcastle.</p> <p>Volleyball is a traditional Australian sport, and its presence in the LMCC LGA does not rely on it attaining greater ethnic diversity throughout the Hunter Region. Australia hosts the largest secondary school sporting event in the southern hemisphere, the Australian Volleyball Schools Cup, attracting over 550 teams annually from Australia and New Zealand. Volleyball is often referred to as "the other world game", it is a sport which attracts men and women equally, is accessible, and delivers a participation pathway to Olympics and World Championships, in both beach and indoor disciplines. Volleyball is one sport, two disciplines. HVI is seeking support for volleyball's use (and future growth) while facing diminishing access to controlled indoor courts within the Newcastle</p>



Sport	Comments
	LGA. HVI seeks an avenue to develop permanent beach volleyball courts on LMCC beaches for community use and club social competitions (junior and adult) and invites discussion about these. HVI invites Council to consider Local Parks as venues for seasonal volleyball competitions, as well as installing community courts for broader community access. HVI delivers an adult mid-week social competition at the Newcastle Basketball Stadium Broadmeadow. Access to courts has been restricted to four hours per week for at least the past decade. This has caused a significant issue for the association and our ability to expand competitions for current participants or meet the needs of increasingly interested members of the community wishing to join activities at this venue. Capacity at this venue is currently capped to 17 mixed teams (approximately 150 players weekly). In 2020, four new women-only teams were created and began competing at Hunter Sports High School Gateshead, as an opportunity for women to compete in a social and inclusive setting, and to create a pathway for junior girls completing participation programs (see below). Approximately 50 women compete per season. Approximately 110 juniors have been introduced to volleyball in Term 3 and Term 4 at our single court for hire from Hunter Sports HS and we cannot accommodate the demand and cannot expand due to basketball/netball bookings dominating indoor venue court hours. Park volleyball is a key area for growth opportunities but requires support of local councils to permit this social, seasonal sport to book spaces and instal basic equipment (unless a commitment to installing permanent outdoor equipment can be negotiated).
Roller Derby	If at very least a flat skating area preferably with a marked derby track to allow skaters to train and socially skate. All this money is put into skate parks and roller skating is being ignored. It is much easier to get a skater to join derby than someone we have to teach to skate before they can play. Roller Derby is a growing sport nationally and worldwide. It holds a unique place in the sporting community as it engages women and young people that may not engage in other sports. Newcastle has a strong roller derby league, participating in bouts at a local, state and national level. However, there are no facilities within the region suitable for training or holding bouts. Currently we train at Kahiba Public School and hold bouts at the Newcastle Entertainment Centre, however the cost of this venue is prohibitive and crippling and the facility is far from the most suitable. Proper facilities for Roller Derby in Lake Macquarie would draw large events and many participants in both the junior and senior leagues.
Touch	Fencing is major concern with close As field runs across the rugby league fields (sic).

## 4.2 Lake Macquarie Association Forum

This section summarises the key issues and common themes arising from the Lake Macquarie Association forum conducted on 18 November 2020.

Associations were represented at a regional and state level, with 9 groups in attendance. The focus of this forum was on the management of sport within Lake Macquarie.

The Associations in attendance agreed that Lake Macquarie City Council is considered one of the better local government's relating to its planning, provision, funding and management of sport. Communication between Associations and Council was considered strong. Further, the Associations were of the belief that "Council understands sport".

Whilst there was strong support for the current management model, the following common improvement themes were identified:

- In only a few cases, the historical nature of tenure provided by Council has prevented new user groups from accessing underutilised facilities.
- There is an opportunity to increase the use of existing playing fields through improvements such as lighting, drainage and irrigation.
- There is a strong need to improve amenities for female participants.

- Whilst there is a good provision and standard of facilities in Lake Macquarie, one of the major gaps is a contemporary, regional standard, multi-field/ court facility needed to service mass participation event opportunities.
- Council may wish to consider working with commercial providers of gymnastics given these private facilities reduce the provision burden on Council.
- The experience for spectators is equally important to players, including from a local competition standard. The provision shade and shelter are very important.
- With the increasing focus on sun smart activities, demand for covered bowls greens will increase.
- Some facilities are becoming increasingly under pressure as a result of new formats of competitions for both winter and summer sports.
- Opportunities to insert synthetic cricket wickets between rectangular playing fields would assist to meet current and future demand.

### 4.3 Sport Specific Consultations

Otium Planning Group conducted a series of interviews with sporting organisations. The purpose of the interviews was to ensure the latest strategic directions from sport governing bodies were fully understood prior to the development of strategic directions.

Table 24 – Summary of interviews

Sport Organisation/s	Consultation date	Sport Representative/s
<b>Rugby Union NSW and Hunter Rugby</b>	12 <sup>th</sup> February 2021	Nicole Joannou (Hunter Rugby), Tom Davidson (NSW Rugby)
<b>Rugby League NSW, Newcastle Hunter Rugby League and Newcastle Junior Rugby League Association</b>	15 <sup>th</sup> February 2021	Matt Harris (Newcastle Hunter Rugby League), Dean Bosnich (NSW RL), Michael Porter (Newcastle Junior Rugby League Association)
<b>Netball NSW</b>	15 February 2021	Stephen Bourke
<b>AFL NSW/ACT</b>	15 <sup>th</sup> February 2021	David Lawson, Simon Smyth
<b>Football Northern NSW and Macquarie Football</b>	15 February 2021	Warren Read (Macquarie Football), Pete Haynes (Northern NSW Football), Ross Hicks (Northern NSW Football)
<b>Athletics NSW /Little Athletics NSW</b>	15 <sup>th</sup> February 2021	Rebecca Newton (LANSW), Kirin Lindop (Athletics NSW),
<b>Cricket NSW</b>	15 <sup>th</sup> February 2021	Teale Blessington (Cricket NSW), Paul Marjoribanks (Chairman NSW Country Committee of Management), Sharyn Beck (Cricket NSW), Tim Cox (Cricket NSW),
<b>Tennis NSW</b>	17 <sup>th</sup> February 2021	Andrew Yapp, Brett Pettersen
<b>Baseball NSW</b>	19 <sup>th</sup> February 2021	Mark Marino
<b>Hockey NSW</b>	19 <sup>th</sup> February 2021	David Thompson, Craig Beed
<b>Softball NSW</b>	26 <sup>th</sup> February 2021	Daniel Rushworth
<b>Northern NSW Futsal</b>	2 <sup>nd</sup> March 2021	Geoff Finch, George Poulos
<b>Oztag</b>	11 <sup>th</sup> March 2021	Bill Harrigan

## 4.3.1 Rugby Union

**Date** - 12 February 2021

**Attendance:** Nicole Joannou (Hunter Rugby), Tom Davidson (NSW Rugby), Steven Cowen (LMCC) Brad Billett (OPG), Jason Leslie (OPG), Yvette Audet (OPG)

**Absent/apologies:** Luke Mack (NSW Rugby), Andy Fairfull (Newcastle & Hunter Rugby)

1. **Does your sport have a strategic plan at a national or state level?**
  - a. **If so, what implications does this have on how your sport should be planned in Lake Macquarie? Are there significance changes to competition structures, game formats, facility standards etc.?**
    - Australian Rugby Strategic Plan - 2016-2020. No current indication on new strategic plan, noting recent changes in board and senior staff within Rugby administration.
2. **Does your sport have a strategic plan for the Hunter Region or Lake Macquarie specifically?**
  - a. **If so, what are the key actions / strategies that should be considered in the preparation of the Lake Macquarie Sports Strategy. Are the additional clubs to be a to be added or are more club to be included in premier competitions?**
    - Yes- <https://hunterrugby.com.au/wp-content/uploads/2019/04/Final-NHRU-Strategic-Plan-2019-to-20212.pdf>
    - The strategic plan does not outline specific directions or actions within Lake Macquarie.
3. **Thinking ahead in 10 years, where do you see your sport in Lake Macquarie?**
  - a. **Number and type/level of facilities**
  - b. **Governance**
  - c. **Competition and game formats:**
    - u/19 years competition before they go into grade football and hopefully maintain the number in juniors before they go into seniors.
    - Rugby 7's is a key focus area with growing female junior membership base. Each club gets to host a round there are 7 teams in men's and 7 in women. Unable to host 14 games at the same venue as it gets too late into the night.
    - Walters Park being used when available.
  - d. **Key partnerships**
    - Oceanic 7's and world competitions looking at Sportsground 2 in Newcastle.
  - e. **Sustainability / resourcing.**
4. **What are your organisations plans for elite training, competition pathways and major events? How will this impact on Lake Macquarie facilities?**
  - Social night on Fridays for social 4's- 6 teams, shorter halves but everyone plays at the same grounds. Where do the rep teams train in preseason – hunter wildfires filter into the elite program, funding is being applied for a sports academy Newcastle University and in-kind sponsorship by a local gym.
  - Encourage them to play Colts- to go via elite system. Tree of life for training of coaching pathways and touch points with local clubs. It will go to local clubs through to development officer to SSO good coaches attract good players.

5. **What are your top three infrastructure priorities for Lake Macquarie? Amenities and car park upgrades. Lighting is okay. Junior finals etc run out – junior teams in and out of changerooms- access was an issue. 4 changerooms that one up into two.**
- Walters Park – Amenities
  - Walters Park – Car Parking
  - Ernie Calland - has 4 full fields there that can be run at the same time
  - During finals on a Saturday- Appropriate scheduling would mean that they have access to adequate change rooms.
  - Gibson Field– Plenty of opportunity for growth at rugby to grow a junior base- NJR have tried to work with southern lakes to develop junior – not an aspirational club to get into higher divisions. They love rugby for the game not elite pathway.
6. **What is your organisations position on the management structure of Sports Facilities in Lake Macquarie?**
- Overall it seems to be working, though code rivalry can be an issue.
    - Zone gala at end of march – cricket and they didn't make finals and that they could have their ground.
  - Steven Cowen advised that there is a mechanism in talking to council about facilities to support events.
7. **What strategies is your organisation considering ensuring the objectives identified within the earlier questions are funded? What capacity does your organisation have to assist with funding infrastructure?**
- There are no state or national funding programs administered by Rugby
  - Tom Davidson advised that there is a membership levy at a state level to help support key projects.
  - Tony Williams has been seeking funding.
  - Club development seminars including grant writing to enhance capacity and opportunities.
  - Club tool kit to focus on volunteer development- Rugby has had restructure and grants person position isn't there anymore.
  - There is also a rugby foundation.
8. **How can Council and your organisation we work together to achieve future directions and priorities? Disconnect with Lake mac council at an association level e.g., grants and sports clubs- associations should be on list to know what is happening with local clubs.**
- Steven Cowen advised of former biannual association forum that aimed to increase interaction between sports and with Council.
  - Nicole asked that any correspondence sent to clubs also be sent to the association.
9. **Does your organisation believe a premier rectangular and premier oval facility is required in LMCC?**
- Hunter Rugby use 2 sportsground in Newcastle
  - If a new premier facility were to be developed, then there would be content that could be scheduled.
  - Location not a major issue due to the size of the region and willingness to travel.
10. **What content could your organisation bring to Lake Macquarie with the development of Belmont Sports Facility and premier facilities? What is required to have a commitment for this content?**
- U13 and U14 Country Championships which has been held in the past at Nelsons Bay and Maitland.

- Junior State Championships held on the June long weekend.
- NSW tournament for u/10 and u/11 participation
- State 7's competitions – 96 teams requiring minimal of 6 fields plus an need injury field for contingencies.

## 4.3.2 Netball

**Date** - 15 February 2021

**In Attendance:** Stephen Bourke (Netball NSW), Steven Cowen (LMCC) Brad Billett (OPG), Yvette Audet (OPG)

**Absent/ apologies:** N/A

1. **Does your sport have a strategic plan at a national or state level?**
  - a. **If so, what implications does this have on how your sport should be planned in Lake Macquarie? Are there significant changes to competition structures, game formats, facility standards, etc.?**
    - Broad Strategic Plan 2018 state-wide. This looked at existing supply, population and planning needs for associations.
2. **Does your sport have a strategic plan for the Hunter Region or Lake Macquarie specifically?**
  - a. **If so, what are the key actions/ strategies that should be considered in the preparation of the Lake Macquarie Sports Strategy. Are there additional clubs to be added or are more club to be included in premier competitions?**
    - No. Netball NSW is working with associations to develop asset management plans that look to make better use of existing facilities and ensure sustainable asset renewal.
    - No specific mention of Lake Macquarie but have future planning requirement based in trends and population forecasts.
    - Associations have a positive relationship with LMCC.
    - Strategy is about competition venues only - but councils also include training venues in their strategies. Netball will need to take this into consideration.
3. **Thinking ahead in 10 years, where do you see your sport in Lake Macquarie?**
  - **Number and type/ level of facilities:** Sufficient courts for regional events. There is an adequate supply of court provision within Lake Macquarie and they can host great numbers of players. Need to maintain the current assets. Potential opportunities in the north west of the LGA. Effective asset management. Region is in need of indoor courts in the area. Identified need for a level of asset management. Identify timeframes to plan for replacement and/ or renewal (E.g. lighting)
  - **Governance:** Through strategy and asset management plan, identify who does what among Council, netball association and netball NSW. Be proactive rather than reactive.
  - **Competition and game formats:** Potential to shift towards home/ away competitions for some groups of netball, should demand/ supply warrant it. 3-4 court locations are required for this to occur. Lake Macquarie can't accommodate state competitions but can attract regional. Need support infrastructure, at least 2 venues with 32 courts, e.g. Lakeside and Charlestown within a reasonable precinct and accommodation within that area. Could do home and away format but mainly for metro areas.
  - Summer twilight competitions to use for a longer period of time for social and mixed.

- Competitions and teams are not regulated by Netball NSW, but they have the capacity to look into certain areas.
  - **Sustainability/ Resourcing:** Work with LMCC on asset management plan for netball. Highlight asset renewal structure rather than asset replacement revenue stream, it is not proactively set this way.
4. **What are your organisations plans for elite training, competition pathways and major events? How will this impact on Lake Macquarie facilities?**
- Newcastle is the Elite pathway program location within the region.
  - SC suggested multiple weekends for the carnivals.
  - Netball looking to share the events all over NSW for regional carnivals. Aim is to become talking points of location. Development of partners takes a couple of years and has to be carefully managed. E.g. Newcastle and Lake Macquarie.
  - To host state championships, 2 x 32 court venues are required. Focus on creating a fun atmosphere. Potential for this to be done in partnership with Newcastle.
5. **What are your top three infrastructure priorities for Lake Macquarie?**
- Asset management plan.
  - Indoor courts/ covered all weather courts.
6. **What is your organisations position on the management structure of Sports Facilities in Lake Macquarie?**
- Delegated authority model works well.
7. **What strategies are your organisation considering, ensuring the objectives identified within the earlier questions are funded? What capacity does your organisation have to assist with funding infrastructure?**
- Combined grant funding between LMCC and local clubs.
  - LMCC going for grant with Lakeside netball for all weather space - covered court is a better option.
8. **How can Council and your organisation work together to achieve future directions and priorities?**
- Look at Merimbula (case study) shared facility and basketball and netball with covered use.
  - LMCC have shared multiuse basketball and netball courts.
  - Work together on asset planning for netball courts.

**Other business:**

- 3-4 courts for satellite training facilities.
- Player equalisation processes in place.

### 4.3.3 Rugby League

**Date** - 15 February 2021

**Attendance:** Matt Harris (Newcastle Hunter Rugby League), Dean Bosnich (NSW RL), Michael Porter (Newcastle Junior Rugby League Association), Steven Cowen (LMCC) Brad Billett (OPG), Yvette Audet (OPG)

**Absent/apologies:** Troy Scott

1. **Does your sport have a strategic plan at a national or state level?**
  - a. **If so, what implications does this have on how your sport should be planned in Lake Macquarie? Are there significance changes to competition structures, game formats, facility standards etc.?**

- NSW RL has developed the One State NSWRL Strategic Plan (competitions). Dean to send. This is on the back of Country Rugby League and NSW Rugby League merging.
- Focus on broad objectives and targets around recruitment, retention, pathways and officials. No specific Lake Macquarie actions or strategies.
- NRL strategy is for more elite and the fan engagement strategies etc.

**2. Does your sport have a strategic plan for the Hunter Region or Lake Macquarie specifically?**

**a. If so, what are the key actions / strategies that should be considered in the preparation of the Lake Macquarie Sports Strategy. Are the additional clubs to be added or are more club to be included in premier competitions?**

- Not at this stage. Following completion of re-structure, regional plan for will be developed. 6 zones for the state- each zone will have a localised plan – it will be a regional plan for Maitland/Newcastle.
- Plan to identify referee numbers at grass root levels, clearly defined pathways to elite.
- There are facility requirements at each hierarchy level – these are outlined in the NRL Preferred facility guidelines.

**3. Thinking ahead in 10 years, where do you see your sport in Lake Macquarie?**

**a. Number and type/level of facilities**

- Valentine and Swansea nearing capacity. Focus on spreading levels of use by placing transfer restrictions.
- No new facilities or additional clubs envisaged in the short term.
- Port Stephens identified for senior competition growth.
- League tag is popular and a key focus area. Occurs during normal winter season.
- NSW looking to introduce the Rise Program targeting aspiration u/13 to u/15 RL players.
- Large senior competition.
- Female participation is important as well as specific development for female amenities for larger events. School participation is higher than club participation.
- Newcastle and Maitland struggling to fit female school events at least -3 fields. They use Windale – term 1, term 2 and term 3 for schools.
- Minimum 2 fieldwide, Windale, St Johns at Charlestown and Raymond terrace are the main areas they use for the bigger carnivals locally.
- New development in Windale lots of potential but not COVID-19 compliant. e.g. single entry point. Event protocols to have on single entry count to track COVID-19

**b. Governance**

**c. Competition and game formats:**

- League tag growth particularly younger age groups and women/girls. They are attached to clubs and operate during rugby league season.

**d. Key partnerships**

- Schools – especially Hunter Sports High School which runs female specific rugby league program.

- NSWRL has partnership with PCYC they use the facilities for educational programs, wellbeing programs, assist in tours.

**e. Sustainability / resourcing.**

- Valentines and Swansea hitting capacity- people going to smaller clubs such as Cardiff. Need to manage the player numbers through means such as transfer restrictions.
- Senior clubs – potential area for growth in Port Stephens areas. The Central Coast teams will be in the top level this year.
- Priority will be on long term viability of current clubs.
- NSW Rugby League not allowing for breakaway clubs / senior teams to evolve unless there is an identified gap.

**4. What are your organisations plans for elite training, competition pathways and major events? How will this impact on Lake Macquarie facilities?**

- A home of Rugby League Community Hub – referring similar to Northern NSW Football at Speers Point. Would be good to have in this region to accommodate future growth for finals, programs, etc. Windale identified as potential location.
  - Fields at Windale national and state level competitions in crease facilities for RISE program, development programs, Andrew Johns and Laurie Daley competitions run by NSW RL, female referee programs, female school representative competitions statewide u/15 girls competition. Potential master plan to work with LMCC and NSW RL and NRL.
- Desire for club room with audio-visual would allow for education programs.
- RISE program – national program (QLD is development 13-15 year old's)- touring etc starts at 16. Aspirational program be based in Newcastle and Maitland.

**5. What are your top three infrastructure priorities for Lake Macquarie?**

- Masterplanning of site at Windale.
- Implementation of Belmont precinct masterplan.
- Enhancing female friendly amenities. Larger gender neutral change facilities that can be divided is a strong preference. This includes female friendly referees facilities.
- Lighting dead spots.

**6. What is your organisations position on the management structure of Sports Facilities in Lake Macquarie?**

- Support the existing model. Reference to wet weather closures being a better format.

**7. What strategies is your organisation considering ensuring the objectives identified within the earlier questions are funded? What capacity does you organisation have to assist with funding infrastructure?**

- NSW RL work on case-by-case basis.
- NRL will be focused on stadia rather than local facility provision.
- NSW RL will partners and contribute to the sport where it fits in with the strategic plan.

**8. How can Council and your organisation we work together to achieve future directions and priorities? Disconnect with Lake mac council at an association level e.g., grants and sports clubs- associations should be on list to know what is happening with local clubs.**

- Push for fencing for security perspective to prevent vandalism, however LMCC needs to ensure community / public access of public open space.
- Work together on rugby league community hub potential.



9. **Does your organisation believe a premier rectangular and premier oval facility is required in LMCC?**
  - This would be supported and could be at Belmont.
  - Crowds of up to 10,000 would be ideal, but recognition this is only for one or two events per year.
10. **What content could your organisation bring to Lake Macquarie with the development of Belmont Sports Facility and premier facilities? What is required to have a commitment for this content?**
  - Support the existing masterplan.
    - Tri- series games and rep programs most likely to go to Maitland.
    - Schools country cup, university shield etc.
    - MH to identify events and amount of people that these events attract.

#### 4.3.4 Cricket

**Date** - 15 February 2021

**In Attendance:** Teale Blessington (Cricket NSW), Paul Marjoribanks (Chairman Cricket Country Cricket NSW Board), Sharyn Beck (Cricket NSW), Tim Cox (Cricket NSW), Steven Cowen (LMCC) Brad Billett (OPG), Yvette Audet (OPG)

**Absent/ apologies:** N/A

1. **Does your sport have a strategic plan at a national or state level?**
  - a. **If so, what implications does this have on how your sport should be planned in Lake Macquarie? Are there significant changes to competition structures, game formats, facility standards, etc.?**
    - State Strategic Plan- see link <https://www.cricketnsw.com.au/governance/strategic-plan>
    - National link <https://read.e-brochures.com.au/cricketaustralia/2017-strategy-booklet/#page/0>
    - Infrastructure Strategy being developed including tiered hierarchy – Cricket NSW can share draft version for use in preparation of Lake Macquarie Sports Strategy. TB to circulate.
2. **Does your sport have a strategic plan for the Hunter Region or Lake Macquarie specifically?**
  - a. **If so, what are the key actions/ strategies that should be considered in the preparation of the Lake Macquarie Sports Strategy. Are there additional clubs to be added, or are more clubs to be included in premier competitions?**
    - Greater Hunter level section of the State Infrastructure Plan including 5 key focus areas that resulted from consultation and analysis.
    - Venues NSW and Broadmeadow Precinct is a key priority.
3. **Thinking ahead in 10 years, where do you see your sport in Lake Macquarie?**
  - **Number and type/level of facilities-** good venues will be used more, particularly those with the off-field support infrastructure. Most non-compliance of assets was based on Cricket NSW Preferred Facility Guidelines – especially in relation to pitch length and width. Wicket to be updated in line with asset management plans, with consideration of other sporting uses. i.e., Adjoining football fields.
  - Link to facility guidelines <https://www.community.cricket.com.au/clubs/facilities/facilities-guidelines>
  - **Competition and game formats:** More mid-week games. Cricket Australia junior formats adopted by Newcastle District Cricket Association (NDCA) to increase participation. Adjusted length of time for the game for more involvement and inclusion. The length and width of wickets also adapted has

improved for U/11 to attract new people into the game and then retain them into junior and through to senior.

- NDCA one day competition for men and women, not just Saturday afternoons but mid-week as well, including the over 40's.
- There are revised junior format markings etc. TB to send across.
- Growth in social cricket especially over 40's. Social women's cricket is being trialled in Lake Macquarie and Newcastle regions.
- Growth in all area of female cricket – T20 women's cricket cross the NDCA.
- **Key partnerships:** User agreement for cricket community – TB can share the agreement/ document that they created with Cricket Australia and Cricket Victoria.
- **Sustainability/ Resourcing:** Temporarily roll out cricket pitches are being used. They can be used on any suitable sports field. Good resource that adapts to the field.

4. **What are your organisations plans for elite training, competition pathways and major events? How will this impact on Lake Macquarie facilities?**

- Indoor facilities within the Hunter Region. Broadmeadow or other. Cricket NSW would be an anchor tenant, as opposed to an operator.
- Ample grade cricket facilities in Lake Macquarie and the region.
- Need for next level venues capacity to hold up to 8 teams - 4 grounds minimum usually a week - these carnival's go from October through to February.
- Cricket NSW has a prospectus of infrastructure required for events. There are a lot of opportunities to host State and national competitions. Potential for co-hosting between neighbouring councils, e.g., Lake Macquarie and Newcastle.

5. **What are your top three infrastructure priorities for Lake Macquarie?**

- Implementation of Belmont masterplan
- Cricket community centre/ hub - Including indoor cricket training facilities (there are none in the Greater Hunter region), 4 synthetic cricket ovals amenities and lighting, etc. used 7 days a week. Including social cricket, T20, Wednesday twilight. North west precinct area, potential location for cricket community hub
- Address ageing assets and infrastructure including change facilities.
- Facility for a state/ national carnival – the demand for hosting has increased, there haven't been any in Lake Macquarie.

6. **What is your organisations position on the management structure of Sports Facilities in Lake Macquarie?**

- Cricket needs more of a voice on the delegated authorities committee. There has been season creep, with winter sports playing before traditional cricket season ends. E.g., Valentine Football have 20 teams trying to train at the same time as cricket is trying to play mid-week competitions.

7. **What strategies are your organisation considering, ensuring the objectives identified within the earlier questions are funded? What capacity does your organisation have to assist with funding infrastructure?**

- \$1.3M each year dedicated for cricket infrastructure funding. Funding will be aligned to Cricket Infrastructure Strategy once adopted.

8. **How can Council and your organisation work together to achieve future directions and priorities?**

- LMCC and Cricket NSW to prioritise grounds to identify the specific venues that will not get used by other sports until late March, to prevent damage to the cricket fields.
  - Lighting is important for the future growth and participation.
  - LMCC has a process for clubs presenting business case needs for lighting upgrades. TB indicated lighting isn't necessary for fields for competition, but for training purposes such as at the cricket net areas.
  - Potential partnership model for improved lighting could be established between LMCC and Cricket NSW.
9. **Does your organisation believe a premier rectangular and premier oval facility is required in LMCC?**
- Belmont could be area to host more carnivals due to the multiple sites.
  - PM indicated Cameron park has the capacity for higher level cricket, the surrounding infrastructure is good. The site needs time to mature at a ground level, but has the potential for future WBBL day matches, trial matches, etc.
  - Walter Park is an option for cricket to work with other sports to achieve a sporting precinct hub.
10. **What content could your organisation bring to Lake Macquarie with the development of Belmont Sports Facility and premier facilities? What is required to have a commitment for this content?**
- See notes referencing Belmont above.

### 4.3.5 Football

**Date** - 15 February 2021

**Attendance:** Warren Read (Macquarie Football), Pete Haynes (Northern NSW Football), Ross Hicks (Northern NSW Football), Steven Cowen (LMCC), Jason Leslie (OPG) Brad Billett (OPG), Yvette Audet (OPG)

**Absent/apologies:** David Elland (Northern NSW Football)

1. **Does your sport have a strategic plan at a national or state level?**
- a. **If so, what implications does this have on how your sport should be planned in Lake Macquarie? Are there significance changes to competition structures, game formats, facility standards etc.?**
- Yes - NSW Football Infrastructure Strategy 2020-2030. Key pillars include:
    - Improving existing venue capacity
    - Inclusive football facilities
    - Homes of football
    - Planning for growth and demand
    - Partnerships and investment
  - Identifies Lake Macquarie as number 10 on the future demand hot spots.
2. **Does your sport have a strategic plan for the Hunter Region or Lake Macquarie specifically?**
- a. **If so, what are the key actions / strategies that should be considered in the preparation of the Lake Macquarie Sports Strategy. Are the additional clubs to be added or are more club to be included in premier competitions?**
- Lake Macquarie Football zone plan is now 85% developed. NNSWF previously provided work in progress document. Updated version to be provided to assist with future directions of Lake Macquarie Sports Strategy.

- Projects and clubs are being applied in Lake Macquarie with a larger focus on amenities, change and lighting (Women’s World Cup)
3. **Thinking ahead in 10 years, where do you see your sport in Lake Macquarie?**
- a. **Alignment of actions and strategies to Women’s World Cup – 2023**
- Continued growth of football across all formats, especially women and summer comps
- a. **Number and type/level of facilities**
- Focus on enhancing capacity of existing facilities.
  - NPL will continue and NPLW will result in higher facility requirements. Transitional arrangement to get to facilities to NPL level, as opposed to reactive.
- b. **Governance**
- Encouraging innovation with ground sharing amongst football teams and/or with other sports. Have awareness about who is using what space. Support RSO and SSO level that 25 - 27 premier clubs, this doesn’t translate into 27 NPL Facilities. Not Council’s responsibility to help clubs to get the facilities to NPL requirement level. NPL is around performance criteria – the promotion and relegation of teams currently being looked at.
- c. **Competition and game formats**
- d. **Key partnerships**
- Schools such as PSSA tournaments and would like to increase this partnership in hosting tournaments etc. host larger events in Coffs Harbour would be the location though.
- e. **Sustainability / resourcing.**
4. **What are your organisations plans for elite training, competition pathways and major events? How will this impact on Lake Macquarie facilities?**
- Club driven for NPL no proposed capping of clubs within an area.
  - NPL and WPL was acknowledged as a challenge in respect to facility standards and the number of clubs either within, or aspiring to be promoted to these levels of competition.
    - No clear strategy or approach to manage this challenge, but recognised that it should not be a Council responsibility to react to Club’s requests and that sharing of facilities is part of the solution.
    - No benchmarking has been undertaken by NNSWF or FNSW in regards to the number of higher level clubs/teams based on the number of participants or population of an area.
  - NNSWF/FNSW/FA have ambitions for promotion / relegation system.
5. **What are your top three infrastructure priorities for Lake Macquarie?**
- To be identified within zone strategy. Broadly, priorities are improving lighting and universal/equitable access. Community facilities is the main priority.
  - More specific locations identified:
    - Harold Knight
    - Croudace Bay Complex – Check with Steve- is this Belmont
    - Garden Suburb – Lighting and push for females
    - Lydon Oval – Lighting
    - Valentine NPL requirements
    - Dudley - growing junior club
  - Croudace Bay Complex is applying for application on the regional sports facilities grant.

- Community facilities and enhancements are the front and centre of strategy, more people playing more often.
  - Any ground that needs lighting is a priority.
  - Percentage of facilities that cater for females is low.
6. **What is your organisations position on the management structure of Sports Facilities in Lake Macquarie?**
- Across the seven zones, Lake Macquarie have the least amount of issues in relation to management of facilities. The allowance for autonomy has made it easier. It is working well with no changes recommended.
7. **What strategies is your organisation considering ensuring the objectives identified within the earlier questions are funded? What capacity does you organisation have to assist with funding infrastructure?**
- Football Facilities Fund. Approximately \$250k each year across Northern NSW Football which is a payer levy based fund that required matching funding.
  - Potential legacy funding following Women’s World Cup. Stronger focus on female friendly and accessible facilities.
  - Resourcing in regards to staff and advocacy work with state and federal members.
  - Consultants engaged to help train clubs/associations with grant writing.
  - Council has been able to match funding for these grants and that’s why they have been so successful.
8. **How can Council and your organisation we work together to achieve future directions and priorities? Disconnect with Lake mac council at an association level e.g., grants and sports clubs- associations should be on list to know what is happening with local clubs.**
- More regular meetings
  - Council trusts others to help manage a community asset.
  - Priority funding applications will be around female participation.
  - 6 monthly data can be provided, keep LMCC informed about what is happening at a state or national level.
9. **Does your organisation believe a premier rectangular and premier oval facility is required in LMCC?**
- Identified as a gap, but not necessarily a priority as focus is on enhancing capacity of community facilities.
  - Edgeworth noted as almost being FFA cup standard already. Need to increase spectator standard provision.
10. **What content could your organisation bring to Lake Macquarie with the development of Belmont Sports Facility and premier facilities? What is required to have a commitment for this content?**
- Community state level, national championships unlikely, junior development league matches from lower end of NSW. Bigger JDL match days, zone leagues, Coffs Harbour gets these events, Belmont could but unlikely.
  - Valentine could host NPL game- schools’ competitions are being played Friday afternoons run at Speers Point.
  - Preference is to use NSWF facilities at Speers Point. Can bring content such as:
    - i. Community State Championships – Men’s and Women’s
    - ii. Zone league and gala day tournaments
    - iii. JDL match days

**Other business**

## 4.3.6 Australian Rules

**Date** - 15 February 2021

**In Attendance:** David Lawson (AFL NSW), Simon Smyth (AFL NSW), Steven Cowen (LMCC), Brad Billett (OPG), Yvette Audet (OPG)

**Absent/ apologies:** Matthew Baigent (AFL NSW)

1. **Does your sport have a strategic plan at a national or state level?**
  - a. **If so, what implications does this have on how your sport should be planned in Lake Macquarie? Are there significant changes to competition structures, game formats, facility standards etc.?**
    - International <https://aflinternational.com/strategic-plan/>
    - Due to COVID-19, there has been a stronger national focus on NSW and other states. Hopefully leading to greater accessibility to further funds.
2. **Does your sport have a strategic plan for the Hunter Region or Lake Macquarie specifically?**
  - a. **If so, what are the key actions/ strategies that should be considered in the preparation of the Lake Macquarie Sports Strategy. Are the additional clubs to be added or are more club to be included in premier competitions?**
    - No regional specific strategic plan.
3. **Thinking ahead in 10 years, where do you see your sport in Lake Macquarie?**
  - **Number and type/ level of facilities:** Pasterfield Sports Complex and Feighan Oval are good quality facilities serving as the benchmark for future facilities. Clubs are growing strongly in these areas. Look to expand the sport in south eastern and western Lake Macquarie in location like Belmont and Toronto. For example, Belmont Club could be an offshoot from Warners Bay and Lake Macquarie AFC could be re-located at Toronto.
  - **Governance:** AFL NSW has a range of governance tools for local clubs to use include volunteer management.
  - **Competition and game formats:** Continued growth from juniors and seniors.
  - **Key partnerships:**
  - **Sustainability/ Resourcing:**
4. **What are your organisations plans for elite training, competition pathways and major events? How will this impact on Lake Macquarie facilities?**
  - LMCC is a strong regional pathway to elite pathway programs and competitions in Newcastle.
  - Aiming in the future to conduct WAFL event in Lake Macquarie.
5. **What are your top three infrastructure priorities for Lake Macquarie?**
  - Accommodate expansion of teams and participants. Including:
    - Need to expand into Toronto or Morisset or upgrade Tulkaba to cater for Lake Macquarie AFC Preference to move – Options Include Cooranbong (2 facilities, 1 with potential for AFL field), Morisset or Dora Creek . Relocation of Lake Macquarie Dockers further south on the western side of Lake Macquarie makes the most sense.
    - Create a club to be located at Belmont Sports Fields, when Masterplan works complete
    - Warners Bay AFC could utilise Tulkaba if the capacity at Feighan Oval is exceed in the future
    - AFL would not like to relinquish access to two field facility at Tulkaba.

6. **What is your organisations position on the management structure of Sports Facilities in Lake Macquarie?**
  - Delegated authority mode generally works well. However, the structure might not work as well for smaller or newer user groups.
7. **What strategies are your organisation considering, to ensure the objectives identified within the earlier questions are funded? What capacity does your organisation have to assist with funding infrastructure?**
  - Apply for funding which is competitive at the moment due to limited funds because of COVID-19.
8. **How can Council and your organisation work together to achieve future directions and priorities?**
  - Apply for grant funding to accommodate participant growth in current as well as new areas.
9. **Does your organisation believe a premier rectangular and premier oval facility is required in LMCC?**
  - Mass participation aspect schools and local club carnivals can be played at Belmont. The multiple fields support what they are trying to achieve.
  - Focus on larger scaled community events and carnivals in Belmont and elite events will still be held in Newcastle.
  - AFL can bring larger school tournaments across, regional community carnivals – state sporting bodies for PSSA and secondary - AFL 9's social brand would be increased.
10. **What content could your organisation bring to Lake Macquarie with the development of Belmont Sports Facility and premier facilities? What is required to have a commitment for this content?**
  - See above.

**Other business:**

  - Appreciative of the support of LMCC in the faculties that they have and been to cement that an continue to grow, the benchmark is high.

### 4.3.7 Athletics

**Date** - 15 February 2021

**In Attendance:** Rebecca Newton (LANSW), Kirin Lindop (Athletics NSW), Steven Cowen (LMCC), Brad Billett (OPG), Yvette Audet (OPG)

**Absent/ apologies:** N/A

1. **Does your sport have a strategic plan at a national or state level?**
  - a. **If so, what implications does this have on how your sport should be planned in Lake Macquarie? Are there significant changes to competition structures, game formats, facility standards, etc.?**
    - Existing Athletics Australia- <https://cdn.revolutionise.com.au/cups/aa/files/txk4tsbmlxx4twix.pdf>
    - Existing Athletics NSW strategy summary <https://cdn.revolutionise.com.au/cups/nswathletics/files/v5xpjhsnjunfz3rh.pdf>
    - LAA strategy <https://littleathletics.com.au/about-us/strategic-plan-and-vision/>
    - New strategic directions will be developed given the recent merger and Kate Palmer new CEO of Athletics Australia.
2. **Does your sport have a strategic plan for the Hunter Region or Lake Macquarie specifically?**

- a. **If so, what are the key actions/ strategies that should be considered in the preparation of the Lake Macquarie Sports Strategy. Are the additional clubs to be added or are more clubs to be included in premier competitions?**
- No specific Hunter region strategy yet
  - Athletics NSW use SportsEye platform to extract the Lake Macquarie area information to determine population growth areas. It can pinpoint where the clubs are and make sure the clubs governance and strength and growth.
3. **Thinking ahead in 10 years, where do you see your sport in Lake Macquarie?**
- Number and type/ level of facilities:**
- Maintain 1 x synthetic and grass facilities. Preference not to consolidate clubs' locations around the synthetic facility. No need to provide additional synthetic as the region is well catered for.
- Governance:**
- Athletics NSW is pulling together a regional framework. There is a need for local succession planning and strategic plans. Staff will be attending more zone meetings.
- Competition and game formats:**
- Maintaining traditional sense of competition, but looking at different product offerings for the sport. This includes short and sharp convenient mid-week formats and expanding into areas such as trail running.
- Key partnerships:**
- World athletics, Parkrun and trail running opportunities.
  - Nitro events gets partnerships with other sports codes come and compete against each other.
  - Hunter Academy of Sport partnership
  - Super club potential such as GWS for further partnerships
- Sustainability/ Resourcing:**
- World Athletics have specifications and practical elements. Need storage and have minimum checklists. RN to provide minimum guidelines for each facility type e.g. regional.
4. **What are your organisations plans for elite training, competition pathways and major events? How will this impact on Lake Macquarie facilities?**
- Would like to make more use of the Synthetic track and its facilities at Glendale but it is cost prohibitive at the moment and they go elsewhere in the region.
  - Synthetic track at Hunter Sports Centre creates a cost barrier compared to other local grounds (\$14k for a weekend carnival). Maitland owns the equipment and it's only \$2k, Newcastle is also cheaper. SC made comment about an athletics facility, should not be cost prohibitive to run athletics events.
5. **What are your top three infrastructure priorities for Lake Macquarie?**
- Be proactive rather than reactive in giving clubs what they need and not just what they want.
  - Maintain school carnival use and partnership.
  - Audit for each facility and provide information to SportsEye
  - Look at open space opportunities for cross country events.
6. **What is your organisations position on the management structure of Sports Facilities in Lake Macquarie?**



- Delegated authority model work well, there has been no complaints. Glendale is not included in this authority. LMCC to get a better understanding why it isn't being used more often.
7. **What strategies are your organisation considering, ensuring the objectives identified within the earlier questions are funded? What capacity does your organisation have to assist with funding infrastructure?**
- None at this stage due to financial impacts of Covid19.
  - LMCC indicated an option for fewer facilities but better quality and better provision for athletics. Providing they are not travelling more than 20 minutes. Athletics prefer to maintain presence at grass track facilities.
8. **How can Council and your organisation work together to achieve future directions and priorities?**
- LMCC biannual catch ups with local grass root clubs would help in future collaboration.
9. **What content could your organisation bring to Lake Macquarie with the development future sport facilities in the area?**
- Increase usage of Glendale facility, no other facilities look to be built in the area.

**Other business:**

- Participation in sports forums (E.g. during Covid lockdown, Hamish OOS) was beneficial in collaboration and information sharing. LMCC could adapt a similar style.

### 4.3.8 Tennis

**Date:** 17 February 2021

**In Attendance:** Andrew Yapp (Tennis NSW), Brett Pettersen (Tennis NSW), Brad Billett (OPG), Yvette Audet (OPG)

**Absent/ Apologies:**

1. **Does your sport have a strategic plan at a national or state level?**
  - a. **If so, what implications does this have on how your sport should be planned in Lake Macquarie? Are there significance changes to competition structures, game formats, facility standards etc.?**

Existing link: <https://www.tennis.com.au/about-tennis-australia/national-strategy/national-facility-framework>

Tennis NSW Strategic Plan: <https://www.tennis.com.au/nsw/files/2018/07/VISION-2021-TNSW-Strategic-Plan-2018-2021.pdf>

- Venues strategy is being drafted
- Facility hierarchy 5 tier system based around catchments, this will replace the T.A hierarchy. Rarely advocate 20 courts - BP to send across draft format.
- Management model framework draft is currently being completed to help inform Councils.
- Regional investment strategy
- Main document is the Tennis Restart strategy:

Link: <https://www.tennis.com.au/nsw/clubs/thriving-tennis-venues/tennis-restart>

The document is about “restarting conversations”, it identifies the disconnect between landowner and operators. The strategy provides a state-wide approach on how tennis venues can be sustainable in the future, identifies need for infrastructure upgrades and recognises how different license and agreements may be applied for varying scenarios.

2. **Does your sport have a strategic plan for the Hunter Region or Lake Macquarie specifically?**
  - a. **If so, what are the key actions/ strategies that should be considered in the preparation of the Lake Macquarie Sports Strategy? Are the additional clubs to be added or are more club to be included in premier competitions?**
    - Venues, asset audit and renewal, participation – the more councils on board, the better. The majority of courts that are run by coaches are completed. There is a maturing in data collection and analysis of the data for tennis.
    - Draft regional document to be supplied BP - Newcastle is sub tier 1.
    - Network of facilities in LGA’s to encourage participation in local areas.
    - LMCC has advised they have the space and capacity to host tier 1, but the cost needs to be met by SSO. Conversely, Tennis NSW do not want to over capitalise in the region.
3. **Thinking ahead in 10 years, where do you see your sport in Lake Macquarie?**
  - a. **Number and type/ level of facilities:**
    - BB advised that there are 70 courts with 23 sites. There is currently a lot of 2 - 4 court venues.
    - Need to reinvest in the assets to maintain quality. Tennis aims to create a good catchment area, rather than base it on number of courts per population. There is a need to collaborate with council to create a sustainable tennis catchment. There is potential to consolidate facilities and tennis club houses can be used for community centres or subleased offices.
  - b. **Governance:** The right type of management agreement needs to be in place. 4 court venues are a good minimum to get coaches in, but they also need good managers. 40-60% is unstructured and informal play opportunities, this trend is increasing (the data being captured better now, particularly with the digital booking gate systems).
  - c. **Competition and game formats:** Pickle ball is increasing as well as designated hot shot courts.
  - d. **Key partnerships:** Football NSW have small soccer courts/ futsal on some tennis courts in order to diversify revenue streams e.g., Cessnock converted 4 courts to soccer with 12 tennis courts available for tennis at the same time. The playing surfaces doesn’t marry up between the two, but it can cater for community tennis (not Elite). Tennis NSW has a current MOU with Football NSW
  - e. **Sustainability/ resourcing:** Ability to share other spaces such as changerooms and carparks for bigger events. There needs to be colocation and integrated multiuse facilities for e.g., café.
4. **What are your organisations plans for elite training, competition pathways and major events? How will this impact on Lake Macquarie facilities?**
  - District park in Newcastle is where the elite events are located
  - National competition play review is occurring it will potentially be completed in 2022. It will list the hierarchy of events from informal through to formal as well as coaching at zone, state and national academies.
  - Broad based community UTR system to track players (similar to golf handicap not a tennis ranking)
  - Opportunity for LMCC to host the country championships 300-400 players through the week, shared amongst venues.
5. **What are your top three infrastructure priorities for Lake Macquarie?**

Belmont is identified as the primary facility.

- 1) Opportunities to develop players in multiple services
- 2) Asset renewal – Looking at the Venue Sustainability Rating (VSR). Consider lifecycle costs with resurfacing included. There should be a sinking fund each year to cover the resurfacing costs. There is lighting preferred standards, there is a cost benefit analysis moving to LED lighting which has also been recognised by LMCC.
- 3) Online booking/ technology access for the sites.

**6. What is your organisations position on the management structure of Sports Facilities in Lake Macquarie?**

- Majority of tennis courts in LMCC are under lease arrangements.
- Tennis NSW preferred option is to move into online booking systems for leased and non-leased sites.
- Tennis NSW supports current model in that a sinking fund assists with asset renewal and upgrades

### 4.3.9 BMX

**Date** - 1 March 2021

**In Attendance:** Leanne Young (Lake Macquarie BMX Club), Kipp Kaufmann (AusCycling), Emma Salzke (AusCycling), Brad Billett (OPG), Yvette Audet (OPG)

**Absent/ apologies:** Denise Cox (AusCycling)

**1. Does your sport have a strategic plan at a national or state level?**

**b. If so, what implications does this have on how your sport should be planned in Lake Macquarie? Are there significant changes to competition structures, game formats, facility standards etc.?**

- National plan for AusCycling is currently being developed. The sport is complex with many disciplines.
- The National Cycling Facilities Plan will focus on all disciplines of cycling (road and track, BMX and MTB), and will include key steps such as confirm facility classification framework for the disciplines where this does not exist, Complete facility audit using classification framework, Undertake needs/ gap analysis, Develop generic designs, Develop infrastructure strategy and implementation plan.
- There are some state strategic plans, but it does not cover all disciplines and there are none previously completed for BMX.
- UCI Design Guidelines for BMX Facilities.

**2. Does your sport have a strategic plan for the Hunter Region or Lake Macquarie specifically?**

**b. If so, what are the key actions/ strategies that should be considered in the preparation of the Lake Macquarie Sports Strategy?**

- Not at this stage. AusCycling only recently formed. Focus is on supporting existing clubs.
- Future regional plans will be considered as AusCycling matures as an organisation.

**3. Thinking ahead in 10 years, where do you see your sport in Lake Macquarie?**

- **Number and type/ level of facilities:**
  - Growing the sport at current location with greater potential for general community access (i.e. increase use outside of Club events).
  - Increase memberships for the club (some clubs have over 400 members).
  - Facility should be supported/complimented by well-developed pump tracks.

- Current location is supported as it has sufficient space and is geographically well positioned to service a wide catchment area including Newcastle and beyond.
- A covered track is a long-term ambition of Lake Macquarie BMX Club.
- **Governance:**
  - Clear understanding of tenure to ensure long term planning of facility. A longer tenure would increase likelihood of further investment into more permanent/better built infrastructure.
- **Competition and game formats:**
  - Saturday night Club events have the capacity to grow. Catchment of participants includes, Port Stephens and Cessnock.
  - Installation of proper pump tracks would increase competition options.
  - Would like to offer riding for disabled programs.
- **Key partnerships**
  - Partnership with South Sydney Academy of Sport.
  - Have different sponsors to help with costs.
- **Sustainability/ Resourcing:**
  - Club has limited revenue generation potential, therefore requires consideration in relation to facility upgrades and maintenance.
  - Volunteer run local organisation.
  - The more money invested in the quality of the surface, the less ongoing maintenance is required.

**4. What are your organisations plans for elite training, competition pathways and major events? How will this impact on Lake Macquarie facilities?**

- Elite pathway systems involves individual athletes attending the Hunter Sport Academy as well as Sydney facilities.
- AusCycling currently review athlete pathway systems with a focus on coaching accreditation.
- 8m start hill is required for international standard events.
- 5m start hill for all other events. Lake Macquarie has a UCI standard 5m start ramp.
- Approximately 50% of club facilities are capable of hosting state championships. In 2015, Lake Macquarie hosted state championships.
- Toilets, parking and other supporting infrastructure is a key consideration for being able to host state championships.
- State series events have approximately 650 participants over a weekend with a factor of 2.2 additional attendees per participant. This equates to approximately 1,430.
- State championship is approximately 2,000 participants.
- National competition was supposed to be held in Lake Macquarie last year but cancelled due to Covid-19. It will be held in Western Australia this year, but there is potential again for Lake Macquarie to host a national event for NSW.

**5. What are your top three infrastructure priorities for Lake Macquarie?**

- Re-surfacing the track with low maintenance surfaces.
- Enhancing accessibility of the site whilst managing risk.
- Potential permanent canteen and toilet facilities to replace portables.

- Long term vision to have an undercover track.
6. **What is your organisations position on the management structure of Sports Facilities in Lake Macquarie?**
- Lease arrangement in place. Some concerns around long term certainty which limits Club's ability to plan in the long term.
7. **What strategies are your organisation considering, to ensure the objectives identified within the earlier questions are funded? What capacity does you organisation have to assist with funding infrastructure?**
- No current funding programs in place at state or national level.
  - No internal grant report writing resources (staff member) to assist in applications.
  - Local club relies on canteen and local sponsors for generating funding but does not allow for ongoing upgrades.

### 4.3.10 Baseball

**Date:** 19 February 2021

**In Attendance:** Mark Marino (CEO Baseball NSW), Brad Billett (OPG), Yvette Audet (OPG)

**Key Points:**

1. There is no strategic plan for the region. Baseball NSW current priority is around player and site retention, especially post Covid-19.
2. Sharing venues with other sports such as cricket and soccer makes it difficult to get adequate sized baseball fields.
3. Sharing facilities with softball is possible, especially for baseball juniors.
4. Strong clubs such as Belmont Baseball Club and Phoenix Charlestown provide for player pathways into higher grade competitions.
5. Ideally the configuration of 4 fields would be in a cloverleaf format 1,000ft (approx. 305m) x 1000ft (approx. 305m). Similar to softball configuration at Blacktown International Sportsark. This could be used as centralised junior baseball venue that could be shared with softball.
6. Baseball has the capacity to have a synthetic pitch which would help with wet weather aspects associated with infield dolerite making conditions unplayable.
7. There are modified forms of the game that are played on indoor court spaces.
8. Indoor practice facilities are in need and can be easily shared with cricket and softball to create commercialised opportunities. Does not need to be full indoor. Covered outdoor facilities with lighting and power would also work.
  - a. Potential to convert un-used tennis courts for batting practice facilities.
9. The main priorities for Baseball in the Lake Macquarie areas:
  - a. Junior centric clover leaf facility with year round access and lighting.
  - b. Indoor Multiuse facility (potential shared with cricket and softball)
  - c. Dedicated year round seniors diamond to host events (potential partnership with softball)

### 4.3.11 Hockey

**Date:** 19 March 2021

**In Attendance:** David Thompson (CEO Hockey NSW), Craig Beed (Hockey NSW), Brad Billett (OPG), Yvette Audet (OPG)

**Key points:**

1. There are currently no dedicated hockey facilities within the Lake Macquarie LGA. However, there is a good level of supply in the region with neighbouring Councils of Central Coast, Newcastle, Cessnock and Maitland all providing dedicated hockey venues.
2. A review of current membership can be undertaken to determine travel distance to neighbouring hockey facilities.

3. Potential to investigate localised training facilities such as tennis courts or other venues should there be demand. This would reduce travel time / increase accessibility for mid-week training purposes.
4. It is noted that there is often compromise with the synthetic surfaces not meeting needs of different codes. Hockey NSW is currently looking into Gen2 surfaces for other projects in the state which allow for greater flexibility between codes.

#### 4.3.12 Softball

**Date:** 26 February 2021

**In Attendance:** Daniel Rushworth (CEO Softball NSW), Yvette Audet (OPG)

**Key points:**

1. Participation for softball in the region is in Central Coast and Newcastle areas. There are currently no softball specific facilities within Lake Macquarie.
2. There is no current strategy for NSW, however the focus is to look at the building needs within certain areas.
3. Participants go to Newcastle for competitions and train locally at multipurpose facilities (there are sometimes access issues when sharing with other codes such as football).
4. Regional areas are Summer season only (September through to March).
5. Minimum requirement for lighting is 250 lux.
6. There are different forms of the game from t-ball through to fast ball and fully loaded (similar to BBL).
7. There is potential collaboration with baseball, the challenge in co-sharing is the mound. A co-shared facility could include 4 diamonds 2x softball (summer) and 2 x baseball (winter).
8. Facilities require adequate netting to capture balls.
9. Synthetic pitches can be used to help with wet weather games. There are different grasses being trialled, but the pitching area needs to be dust.
10. 65% of participants that are female and 35% male across NSW. Female amenity provision is usually adequately catered for, the male amenities could be potentially upgraded pending demand in the area.
11. Elite events in regional areas are held in Central Coast, Newcastle and Orange. They require 6- 8 diamonds.
12. Indoor facilities are good but not necessarily a current priority.
13. There are social level mixed teams targeting adults as well as an 8 week fitness social softball program targeting over 35 year old women who are non-sport participants. The pilot program in Campbelltown has been a great success.
14. Key areas of the strategy:
  - a) Remove barriers of fear.
  - b) Identify gaps in facilities.
  - c) Increase participation in women over 35.
15. Lake Macquarie priorities:
  - a. Accessibility
  - b. Infrastructure meets safety standards, fencing (netting), dug outs.
  - c. Low maintenance for regional areas.

#### 4.3.13 Futsal

**Date:** 2 March 2021

**In Attendance:** Geoff Finch (NNSW Futsal), George Poulos (NNSW Futsal), Yvette Audet (OPG)

**Key points:**

1. Private business called the Advance Football Centre. For the last 6 years has up to 200 kids and is an association of NNSW Futsal (The business is part of the Australian Futsal Association not the Football Federation of Australia).
2. NNSW Futsal has approximately 1000 Lake Macquarie residents playing futsal out of other venues due to no facilities in Lake Macquarie (East side) .
3. Venues include Newcastle Grammar school at Wallsend , 2 courts, Newcastle Hockey Fields at Broadmeadow ,two courts and even travel to Genesis in Newcastle up to four courts .

4. Current membership for NNSW Futsal is 4,000 and growing fast due to NNSW football having up to 60 K members that are all potential players.
5. A school Futsal program undertaken every year for the Lake Macquarie region has numerous Lake Macquarie schools having to participate at either Maitland Basketball Stadium 4 courts or Hockey fields 3 courts.
6. NNSW Futsal hires courts at Awaba tennis Centre and local schools.
7. NNSW Futsal uses the 3 new Futsal courts being built at the tennis Centre.
8. Futsal is normally played on an indoor court but can be played on any hard surface.
9. The area size for futsal games is 18m x 28m or the size of a basketball court e.g., Lakes Grammar school.
10. Previously shared courts with Newcastle basketball.
11. Minimum of 2 courts are required but a minimum of 4 is preferred. They are able to be multipurpose courts with basketball and netball.
12. The sport can be adapted to various sports fields/courts and surfaces e.g., Netball. Basketball, hockey and cricket. For e.g., they use Broadmeadow hockey fields for Futsal games.
13. NNSW Futsal hires out courts and facilities and currently does not own a facility.
14. National events (e.g., schools) need minimum 10 courts, regional could be held with 3-4 courts and changerooms, kiosk with water access.
15. Potential to expand the competition further in the Lake Macquarie area if there are suitable facilities.

#### 4.3.14 Oztag

**Date :** 15 March 2021

**In Attendance:** Bill Harrigan (CEO Australian Oztag), Yvette Audet (OPG)

**Key points:**

1. A new national strategic plan is being formed (current one is approximately 5 years old).
2. Each area has a licensed operator to build the sport (Lake Macquarie license is Peter Roberts). The licensees are not required to submit a business plan. They are supported by the national office and given the option for holiday programs and referee courses.
3. Oztag has Summer (mainly juniors) and Winter competitions.
4. The competitions are usually held during the week with no training required. This helps fit in with other sports scheduled (particularly on weekends).
5. Events such as City -Country are held in Tuggerah and the State Cup held in Coffs Harbour.
6. Most regional events in the Hunter are held in Newcastle. The Hunter region holds gala day events and the winners go to the Champion of Champions in Sydney.
7. A minimum of 8-10 Oztag fields are required for gala days (including school groups) with adequate amenities for both genders.
8. Elite pathway system is targeted towards 13 -15 year olds and is held at Narrabeen.
9. Further potential for carnivals in the Lake Macquarie area.

## 5. Lake Macquarie Schools Survey

This section summarises the key findings from the Lake Macquarie Schools Survey conducted online from 31 August to 8 November 2020.

A total of 12 surveys were completed with respondents providing information on:

- Sports facilities types and numbers within schools
- Community use that is offered/ available
- Information on groups that have access/ use the facilities
- Guidelines and process for hiring and fees levied
- Council facilities used by schools and uses
- Any barriers to use of Council-provided facilities
- Plans for development of new facilities within schools
- School-based/ offered programs to improve sport and recreation participation in Lake Macquarie

The profile of schools includes private/ state; primary/ secondary and number of students. The 12 responses cover 10 schools; one respondent did not complete the survey and two schools completed two surveys each.

**Table 25: Lake Macquarie Schools Sample**

Category	Sub-Group	Number of Schools	Number of Students
School Ownership	Private	3	485
	State	7	2,555
School Type	Primary	6	837
	Secondary	4	2,203

The following table indicates the facility types and number within various school types and ownership, with numbers that are available for community use.

**Table 26: Sports facilities within schools**

Facility type	Number of facilities			Community Use
	State Primary	State Sec	Private Primary	
Indoor Courts	0	2	0	
Covered Courts	3	0	0	1
Outdoor Courts	3	5	3	2
Rectangle Field	2	2	2	
Oval (suitable for AFL or Cricket)	1	1	2	1
Training Space (not a regulation sized field or court)	3	1	3	2

Council facilities that are used by the responding schools and primary uses are:

**Table 27: Schools use of Council facilities**

Council Facility used by school/s	Use/ Purpose
Auston Oval	Cricket NSW Gala Days
Baxter Field	Athletics carnival
Bernie Goodwin Reserve	Knockout soccer games
Cahill Oval	Sporting Events
Dora Creek District Workers Club	Athletics Carnival, Colour Run, Oz Tag and Rugby League in the past.



Council Facility used by school/s	Use/ Purpose
Douglass Street Oval	Large football event days such as mini Olympics and mini football world cups.
Hunter Sports Centre	Athletics
Lakelands Tennis Courts	Inter school tennis comps
Wangi Oval	Athletics Carnival (annual)
Warners Bay Sports Club	Football (soccer) games or Australian Rules football

Open ended questions were included seeking information on:

- Barriers to use of other/ additional Council facilities, with cost (including for bus travel) indicated as the primary barrier.
- Plans for development of new facilities that will be available for community use; none of the responding schools (n = 4) indicated they had plans
- Five schools responded to a question on participation in programs that increase sport and recreation participation, two are part of the Sporting Schools program and three others do not have programs.
- The only additional comment on the project was *“PSSA is a good starting place....”*

## 6. Lake Macquarie Dance & Martial Arts Groups Survey

This section summarises the key findings from the Lake Macquarie Survey of Dance and Martial Arts Groups conducted online from 1 October to 20 November 2020.

A total of 9 surveys were completed with respondents providing information on:

- Membership numbers, profile for previous 5 years and 'typical' weekly patterns of participation
- Facility used, ownership, average hours used per week and satisfaction with facility quality
- Perspective on sports planning in Lake Macquarie; facilities, access, costs, funding, management, maintenance or other aspects.

Of the 9 respondents, five are from martial arts groups and four are dance groups; the results of the survey are arranged via these two groupings.

### 6.1 Dance

Three of the dance groups are operated as private/ commercial/ for profit.

Six facilities are used by the four groups, the following lists these and the satisfaction rating provided and average hours of use:

**Table 28: Facilities, satisfaction and ownership used for Dance**

Facility	Satisfaction	Facility Ownership	Average Hours/ week used
Teralba Community Hall	Very Satisfied	Private	12 hours
Lake Mac			
Swansea Centre Building		Council	30
Charlestown Multi Purpose Centre	Very Satisfied		
Caves Beach Uniting Church Hall	Satisfied	Other - Uniting Church	15
Maryland Neighbourhood Centre			

#### 6.1.1 Membership and Participation

Participation numbers were provided by two dance respondents indicating a total participation level of 220 in 2016, increasing to 230 (2018-19) and decreasing to 185 in 2020. As expected, the majority of participants are female, with between 85-95% of participants residing in Lake Macquarie Council area.

Average group sizes range from 5-16. One respondent provided information on the typical participation pattern indicating that the programs were offered from 3-5pm Tuesday, 5-7pm on Monday, Friday and then to after 9pm on Friday.

The only additional comment was provided about Teralba Community Hall, indicating that it is maintained to a very high standard, with reasonable costs.

## 6.2 Martial Arts

One of the martial arts groups is indicated as private/ commercial/ for profit and another is a hobby.

11 facilities are used by the five groups, the following lists these and the satisfaction rating provided and average hours of use:

**Table 29: Facilities, satisfaction and ownership used for Martial Arts**

Facility	Satisfaction	Facility Ownership	Average Hours/ week used
School Halls	Satisfied	Private	2-3/ day; 4 hours/ week
Community Halls	Satisfied	Council	4
Garden Suburb Community Hall	Very Satisfied	Council	6
Parks	Satisfied	Council	2
Charlestown Girl Guides Hall	Very Satisfied	Other - Girl Guides	4
Swansea pensioner centre	Satisfied	Council	1-2
Cooranbong Park	Satisfied	Council	1-2
Church Foyer	Satisfied	Private	1-2
Private residences (front and backyard)	Satisfied	Private	1-3

### 6.2.1 Membership and Participation

Participation numbers were provided by four martial arts respondents indicating a total participation level of 438 in 2016, increasing to 572 (2018) and decreasing to 455 in 2020. As expected, the gender of participants is relatively equal, with the exception of one group which indicated 80% male. Two groups indicated 100% LMCC residents and the other two indicated 60% are LMCC residents.

Average group sizes range from 3-30. Four respondents provided information on the typical participation pattern indicating that the programs were offered:

- Sunday from 9-3
- 5-7pm Monday to Saturday
- 7-9pm Monday to Friday

Three respondents provided additional comments:

- I just try to help my community with some of my energy, I am pretty easy going.
- Community halls should be available at minimum cost so can be used more often. Suggest that damage deposits taken. Assets can be used more often.
- I think the cost is a bit high and the ones in my area have Oosh (outside school hours care/ programs) in them and the place is very dirty

## 7. Neighbouring Council Engagement

### 7.1 Maitland City Council

Otium Planning Group previously consulted with Maitland City Council as part of the Newcastle Sport Strategy. In addition, Otium Planning Group assisted Maitland Council in the preparation of the Community Infrastructure Strategy including analysis on sport infrastructure provision.

- Maitland No 1 Sportsground recently developed to provide a synthetic athletics track, additional field, and upgrade lights. Funding of \$10m assisted in project delivery.
- 17 netball courts at Maitland Park redeveloped with plexipave surface. Remaining 15 courts soon to be upgraded to plexipave and be capable of staging state championships
- Maitland Sportsground provides for state level rectangular football providing a 1,100 seat grandstand. The facility has hosted NRL matches.
- Croquet courts provides for state level competitions due to number of courts and lighting.
- BMX Club has hosted state championships.
- Council is placing greater emphasis on generating smaller scale sporting and other events. Maitland facilities are likely to play a supporting role for larger regional events.
- There are no plans to provide new equestrian facilities and Council is supportive of a high level regional equestrian centre being developed at Scone.
- Greater collaboration and planning partnership opportunities

### 7.2 Port Stephens Council

- Kings Park is the most regionally significant facility and includes 4 turf cricket pitches- recently adopted the masterplan for this. Located at Raymond Terrace It will be used as a support network to Newcastle and for the development of athlete pathway systems including cricket and football (NPL aspiration).
- A Master Plan for Tomaree Sports Complex has been prepared focussing on athletics, Australian football, soccer, croquet and netball. This has been adopted and is the “destination” location for events around tourism. \$3M spent on a new amenities, community building and administration offices to accommodate larger sports events.
- Sports tourism through events is being sought- through Tomaree master plan upgrade. See master plan link.
- There is a recognition that the Broadmeadow precinct will be the pinnacle for a number of sports
- A cross boundary agreement with City of Newcastle exists for new/ upgraded sporting facilities to service Fern Bay residents and is linked to their s94 Contributions Plan
- A whole of Hunter approach to pathway development within sports is needed Recognises this is done through Newcastle as the identified regional centre. They use Lake Macquarie for elite athletics and Football as they are highest quality and have synthetic grounds. Lake Macquarie is a 30 minute drive from Port Stephens.
- Raymond Terrace also has a public domain plan which is currently being developed.

### 7.3 Cessnock City Council

- Rugby league and football are still the most predominate sports in Cessnock and that Council bids for events for these sporting codes as well as rugby union and tennis. Successful bids recently include:
- Recently hosted Rugby Australia for their 4 nations/Bledisloe Cup campaigns through October, November, December.

- Hosting qualification matches for the AFC U17 Women’s Asian Cup (Cessnock Sportsground). Training venues at Turner Park & Weston Park also will be used.
- Included in FFA FIFA 2023 Women’s World Cup bid as a training base facility.
- Oceania Rugby – in discussions with Oceania Rugby about Cessnock Sportsground being a training venue for the 2021 Oceania International Seven’s Series to be played in Newcastle.
- In regard to Cessnock sporting groups utilising Lake Macquarie facilities, we are not aware of any formal arrangements (it could be happening, but we are not aware of this).
- Funding has been sought for a new 18-court tennis facility
- Equestrian sport is believed to be well catered for and the planned development of a major equine centre in the Upper Hunter at Scone is supported
- No plans for development of any major facilities

## 7.4 Central Coast

- Council has been developing a sports strategy for the past 2 years, but yet to be endorsed
- All asset related strategies are placed on hold due to budget restrictions.
- There has been an upgrade to the Tuggerah athletics track which means are less reliant on Lake Macquarie for bigger carnivals.

## 7.5 Newcastle City Council

- Commenced development of Strategic Sports Plan in late 2018, expected that Council will consider final plan for approval at December 2020 meeting.
  - Focus is on 13 outdoor field and court sports and completed in absence of released Venues NSW concept for Broadmeadow Precinct (sport and events)
  - Main concerns of sporting clubs related to:
    - condition of playing surfaces (e.g. lack of drainage/ irrigation),
    - condition of amenities blocks (e.g. old, poor condition, lack of female-friendly change rooms, inadequate storage),
    - lighting (e.g. not available or insufficient standard)
    - support infrastructure (e.g. parking, shade, fencing).
    - Council communication was seen by many as poor (e.g. lack of input into priorities for sportsground improvements or timing of works, inadequate Council notification of works to be undertaken).
    - Administration issues were also raised (e.g. processes, fees and charges being high and/ or cumbersome)
- Newcastle has been identified as the location of games and base of a number of international teams for the 2023 FIFA Women’s World Cup to be hosted by Australia and New Zealand.
- OPG demand and utilisation modelling demonstrated that the total quantum of sport facility land is adequate to meet demand for winter sports to 2031. While the overall supply is adequate, the distribution of facilities across the City indicates a concentration in the central, eastern/ older/ more populated areas, with limited supply for the growing and increasing population areas in the west of the City. Utilisation/ allocation data indicated that some facilities are over-utilised, while others are very lowly used.
- Football (soccer), Touch/ Oztag and Cricket are the sports reporting the highest participation.
- Regional softball facility is in Newcastle (Stevenson Park)
- Non-sport event use of National Park reduces the availability of this high-level facility for sport

- Recognition of the role of LMCC in provision of:
  - regional level facilities for athletics (Glendale), netball (Charlestown), gymnastics, football (soccer) and croquet
  - baseball development programs (Hunter Sports High)
  - Speers Point – NNSW Football headquarters
  - New indoor sport facility at Hillsborough

# 8. Other Consultation

## 8.1 Office of Sport

An interview was conducted with the Office of Sport’s Infrastructure Strategy, Planning and Delivery section on 11 December 2020.

### Infrastructure Plans

In relation to regional and state significant facilities, reference made to the Venues NSW Concept Plan for the Broadmeadow Precinct. <https://www.venuesnsw.com/page/conceptplan>

### PROPOSED CONCEPT PLAN

The proposed concept plan for the Hunter Sports & Entertainment Precinct provides initial ideas about the site’s long-term future as well as information about the opportunities and challenges that need to be addressed.

The proposed concept plan provides the basis for consultation with the community and stakeholders about the Precinct’s future.

It presents a new way of thinking about the Precinct, and incorporates elements that will require major changes and ongoing resolution of strategic issues.

The proposed concept plan is based on the vision for the Precinct:

**‘A first choice sporting, leisure and entertainment destination that is diverse, vibrant, sustainable and commercially viable.’**

- 1. Multi Purpose Arena**
  - Multi-Purpose Arena
  - Hotel
  - Loading Zone
  - Event Plaza
  - Event zone with play and play services for event overlay
- 2. Consolidated Sports Facility**
  - Facilities: Gym / Leisure / Sports House / Admin / Education / Medical / Hall of Fame / Museum
  - Aquatic and Leisure Centre
  - Sports Halls and Hunter Sports Ill
  - Multi-level car park with double height ground floor to support special events
- 3. McDonald Jones Stadium**
  - Event Forecourt / Car Park with formal arrangement for tree planting and play and play services for event overlay
  - Refurbished car park
  - Shared path circuit
- 4. Multi-Purpose Fields**
  - 2 x training fields
  - Multipurpose field including new audience spectator seating
  - Pedestrian link including The Hunter Sports Walk of Fame and providing direct connection between the train station and the stadium.
- 5. Football**
  - Existing football field
  - New football field
  - Residential development
  - New mixed use development site
  - Existing Westpac Rescue Helicopter Base
- 6. Hockey**
  - Existing hockey fields
  - Refurbished car park
- 7. Parklands**
  - Relocated touch football fields
  - New playground and amenities/ cafe buildings
- 8. Tennis**
  - New clubhouse
  - Existing tennis courts
  - New mixed use development site
- 9. Showground**
  - Potential future options for the Newcastle Show and Showground are being explored.

Hotel

Arena

Consolidated Sports Facility

Carparks

Green & Paved Open Space

The concept plan seeks to retain many of the existing sport facilities, whilst converting and consolidating other sport infrastructure. The concept plan has yet to be formally endorsed or funded by the NSW Government.

As part of the business case for the concept plan, a Sport Infrastructure Strategy has been drafted for the Greater Hunter sub-region. This has not been formally endorsed or released at this stage.

### Facility Data

The Office of Sport has recently captured sport facility data across the region and provided this to ActiveXchange for incorporation into the National Infrastructure Database. This includes regional facilities. Review of the National Infrastructure Database on 11 December indicates that this data has yet to be uploaded.

### Relocation of Myuna Bay Sport and Recreation Centre

The relocation of the existing Myuna Bay Sport and Recreation Centre to Lake Eraring is currently in its design phase. A range of options are being considered by the Asset Management team at the Office of Sport. Further consultation to follow to determine if a preferred facility option is able to be shared.

### **Future Needs of Sport Infrastructure Study (FNOSIS)**

The Future Needs of Sport Infrastructure Study (FNOSIS) is an ongoing study that includes data from State Sporting Organisations and Councils on their sporting facility priorities.

Upon request, priorities identified by State Sporting Organisation within the Lake Macquarie LGA will be provided to help inform the study.

## **8.2 Hunter Sports Academy**

An interview with the Hunter Sports Academy was conducted to gain a better understanding of the strategic vision of the academy. As well as how the participants and facilities in Lake Macquarie form part of the Hunter academy.

**Vision:** To develop a multisport and community, high performance hub. This includes flexibility in design to change between sport codes, capacity for videography, sports science and education rooms (for athletes, coaches and parents) as well as a gym and hydrotherapy pool.

**Major obstacle or barrier for achieving strategic vision:** sufficient space available to build it and money. There is potential to build the high performance hub in Lake Macquarie as it has space and venues are already used by the academy for various sports in the area.

### **Facility gaps for future increasing potential sports/events:**

- Indoor netball facility
- Badminton
- Martial arts
- Volleyball
- Touch football
- Rugby
- Waterpolo
- Accommodation for larger events (1500 participants)

**Potential expansion of current sports disciplines:** Encourage individual sports and their coaches to become involved further with the academy.

- Swimming
- Athletics
- Rowing

### **Potential partnership or collaboration with Lake Macquarie:**

Most venues used are within Newcastle and Lake Macquarie. Potential to build the multisport hub in Lake Macquarie, would like to explore this option further with council.

## **8.3 Lake Macquarie Councillor Briefing**

Otium Planning Group presented to the Lake Macquarie Councillor briefing session on 1 February 2021. The purpose of this session was to provide an update on the Lake Macquarie Sports Strategy including its purpose, objectives, work completed to date, high level/initial findings and next steps.



## 8.4 Lake Macquarie Lifestyle and Wellbeing Portfolio Committee Meeting

Otium Planning Group presented to the Lake Macquarie Lifestyle and Wellbeing Portfolio Committee on 11 February 2021. The purpose of this session was to provide an update about the Lake Macquarie Sports Strategy and workshop some key focus areas including:

- Strategies to address the increase in female participation.
- Increasing pressure on accessing sport facilities and maximizing use.
- Providing premier facilities for higher levels of competition as well as multi-sport regional sport hubs.
- Management structures.

## 8.5 Lake Macquarie City Council - Youth Committee Meeting

Otium Planning Group presented to members of the Lake Macquarie Youth Committee on 24 February 2021. The purpose of this session was to provide an overview of the Lake Macquarie Sports Strategy and to capture key feedback from the participants.

Key feedback included:

- Inequality in field access with respect to how clubs allocate fields to female teams. i.e. The secondary field that may have poor lighting.
- Sport facilities in Lake Macquarie are good quality.
- The facility hierarchy for sports such as football is strong, with a range of community and higher standard facilities.
- Club governance and funding could be an opportunity for improvement.
- The Women's Football World Cup has the potential to bring legacy funding.
- Raised platform with power for broadcasting community sport would be advantageous.
- Vision - Fit for purpose, quality venues that are capable of hosting high levels of competition.

## 9. Warranties and Disclaimers

The information contained in this report is provided in good faith. While Otium Planning Group has applied their own experience to the task, they have relied upon information supplied to them by other persons and organisations.

We have not conducted an audit of the information provided by others but have accepted it in good faith. Some of the information may have been provided 'commercial in confidence' and as such these venues or sources of information are not specifically identified. Readers should be aware that the preparation of this report may have necessitated projections of the future that are inherently uncertain and that our opinion is based on the underlying representations, assumptions and projections detailed in this report.

There will be differences between projected and actual results, because events and circumstances frequently do not occur as expected and those differences may be material. We do not express an opinion as to whether actual results will approximate projected results, nor can we confirm, underwrite or guarantee the achievability of the projections as it is not possible to substantiate assumptions which are based on future events.

Accordingly, neither Otium Planning Group, nor any member or employee of Otium Planning Group, undertakes responsibility arising in any way whatsoever to any persons other than client in respect of this report, for any errors or omissions herein, arising through negligence or otherwise however caused.